

**REPÚBLICA DE PANAMÁ**  
**Empresa de Transmisión Eléctrica, S.A.**  
**Dirección del Centro Nacional de Despacho**

**Gerencia de Operaciones**

**ADENDA No.1 INFORME INDICATIVO DE DEMANDAS**  
**2013-2033**  
**Diciembre de 2012**

**Grupo de Seguridad Operativa**

|  |    |
|--|----|
| INTRODUCCIÓN.....                      | 2  |
| DATOS UTILIZADOS.....                  | 3  |
| CÁLCULO DE LA DEMANDA COINCIDENTE..... | 6  |
| ANEXO A.....                           | 38 |

## **Introducción**

Las Reglas Comerciales, establecen en el numeral 5.2.1.7, que cuando un Gran Cliente se convierte en Participante Consumidor o que un Gran Cliente deje de serlo, y este cambio no hubiese sido previsto en el Informe Indicativo de Demandas vigente, el CND informará a los Participantes y a la ASEP los ajustes que corresponden al Informe Indicativo de Demandas vigentes para tener en cuenta estos cambios. Los ajustes así informados pasarán a ser considerados parte integral del Informe Indicativo de Demandas.

En esta adenda, se está incluyendo los resultados de Demanda Máxima de Generación (DMG) y la energía prevista a consumir por la Contraloría General de la República, adicionalmente se modifica la energía y la Demanda Máxima de Generación (DMG) de la Empresa de Distribución Eléctrica Metro Oeste, S.A. (EDEMET).

Como resultado de esta condición, se modifican la tabla 1 que contiene los datos de energía y demanda máxima de EDEMET, la tabla 44 que contiene los factores de coincidencia de la demanda máxima mensual considerando al nuevo Gran Cliente Contraloría General de la República; al igual que las siguientes tablas: la tabla 45 que resume la demanda coincidente de los consumidores, la tabla 47 que resume la demanda coincidente con pérdidas en punta de los consumidores, la tabla 49, que resume la DMG de cada participante.

Igualmente se agrega la tabla 50 que contienen los datos del Gran Cliente Contraloría General de la República al Informe Indicativo de Demandas 2013-2033.

## **Datos Utilizados**

En nota **AES-GME-225-12** del 08 de noviembre de 2012, AES-Panamá, S.A. en representación del Contraloría General de la República, entregó las proyecciones de crecimiento de la demanda, consumo de energía, curvas típicas y demanda máxima, para los siguientes veintiún (21) años. (Ver Anexo A).

De igual manera, se le solicito mediante nota **ETE-DCND-GOP-820-2012** del 23 de octubre de 2012, a la Empresa de Distribución Eléctrica Metro Oeste, S.A. nos suministren los datos de consumo de energía para el período 2013-2033 segregando a la Contraloría General de la República.

A su vez, mediante la nota **CM-151-12** del 06 de noviembre de 2012, recibimos de EDEMET, las nuevas proyecciones de consumo de energía, restando los valores de la Contraloría General de la República para el período 2013-2033, que habían sido considerados dentro de las proyecciones utilizadas para la confección del Informe Indicativo de Demandas. (Ver Anexo A).

Los datos suministrados por EDEMET se muestran en la tabla 1 y los datos suministrados por la Contraloría General de la República se muestran en la tabla 50 de esta adenda.

**Tabla #1  
DATOS DE LA EMPRESA DE DISTRIBUCIÓN ELÉCTRICA METRO - OESTE, S.A. (EDEMET)  
CLIENTES TOTALES**

**PRONÓSTICO MENSUAL DE ENERGÍA DE VENTAS MAS PERDIDAS DE DISTRIBUCION (MWh)**

|      | ENE        | FEB        | MAR        | ABR        | MAY        | JUN        | JUL        | AGO        | SET        | OCT        | NOV        | DIC        | Total        | TASA % |
|------|------------|------------|------------|------------|------------|------------|------------|------------|------------|------------|------------|------------|--------------|--------|
| 2013 | 318,024.62 | 300,327.40 | 335,875.59 | 330,414.80 | 352,486.25 | 341,978.81 | 327,845.63 | 337,959.66 | 323,481.36 | 332,346.32 | 310,970.54 | 333,931.00 | 3,945,421.78 | ---    |
| 2014 | 331,037.79 | 312,837.98 | 349,555.79 | 343,030.98 | 366,903.93 | 356,277.59 | 339,105.58 | 356,620.83 | 340,035.56 | 349,151.32 | 327,382.74 | 350,874.82 | 4,122,814.92 | 4.498% |
| 2015 | 344,654.90 | 326,913.07 | 364,983.04 | 358,327.89 | 381,606.76 | 371,800.56 | 354,799.29 | 373,165.15 | 355,520.27 | 365,883.27 | 343,412.17 | 367,545.04 | 4,308,361.41 | 4.500% |
| 2016 | 359,819.12 | 341,489.48 | 380,857.13 | 374,186.52 | 398,401.92 | 388,363.35 | 371,063.84 | 390,396.94 | 371,568.50 | 381,584.37 | 359,573.76 | 384,888.80 | 4,502,213.73 | 4.499% |
| 2017 | 377,411.22 | 345,525.84 | 399,378.34 | 392,620.66 | 413,320.56 | 408,568.52 | 389,964.88 | 410,840.78 | 390,218.11 | 400,411.65 | 376,393.43 | 402,381.94 | 4,707,035.93 | 4.549% |
| 2018 | 394,530.09 | 360,882.70 | 417,372.39 | 410,507.56 | 431,653.35 | 426,523.18 | 408,343.30 | 429,728.96 | 408,334.47 | 416,672.56 | 392,900.12 | 420,848.53 | 4,920,298.25 | 4.531% |
| 2019 | 412,033.19 | 377,735.30 | 435,770.02 | 426,842.37 | 451,563.78 | 446,110.74 | 427,119.59 | 449,082.29 | 426,677.67 | 437,420.28 | 410,626.05 | 440,217.73 | 5,143,401.19 | 4.534% |
| 2020 | 430,738.38 | 395,703.91 | 455,433.97 | 448,399.55 | 473,476.25 | 463,639.26 | 447,200.95 | 469,703.16 | 448,674.76 | 456,377.50 | 429,322.63 | 459,696.00 | 5,376,566.35 | 4.533% |
| 2021 | 450,897.09 | 401,124.49 | 476,652.83 | 469,509.25 | 497,336.89 | 485,057.79 | 468,857.30 | 493,180.94 | 468,042.34 | 477,946.01 | 450,010.21 | 461,658.51 | 5,620,275.45 | 4.533% |
| 2022 | 471,084.10 | 419,022.67 | 497,856.88 | 490,808.19 | 520,012.36 | 506,449.01 | 490,474.00 | 517,202.22 | 489,396.35 | 499,505.07 | 469,684.60 | 503,906.65 | 5,875,202.10 | 4.536% |
| 2023 | 482,288.69 | 439,445.55 | 520,178.45 | 512,639.32 | 542,920.17 | 528,988.29 | 513,292.22 | 539,181.55 | 511,865.80 | 522,208.49 | 490,932.15 | 527,110.86 | 6,141,281.53 | 4.529% |
| 2024 | 514,448.07 | 461,253.56 | 543,459.75 | 536,001.51 | 566,253.07 | 552,469.18 | 537,053.70 | 563,684.98 | 535,330.34 | 545,675.82 | 513,081.64 | 550,688.74 | 6,419,568.33 | 4.531% |
| 2025 | 539,118.40 | 488,919.01 | 568,879.17 | 561,310.81 | 594,055.14 | 578,155.27 | 563,011.64 | 590,337.96 | 560,942.55 | 571,231.87 | 566,279.69 | 576,774.13 | 6,711,015.24 | 4.540% |
| 2026 | 563,664.41 | 491,123.26 | 594,688.50 | 586,996.00 | 620,754.99 | 604,193.83 | 589,351.41 | 615,934.00 | 586,931.76 | 597,968.33 | 561,833.55 | 603,243.02 | 7,016,685.07 | 4.555% |
| 2027 | 589,269.06 | 512,772.29 | 621,620.89 | 613,793.41 | 649,134.73 | 631,376.99 | 616,839.62 | 644,211.00 | 614,053.46 | 625,347.81 | 567,457.68 | 630,866.22 | 7,336,745.13 | 4.561% |
| 2028 | 615,622.77 | 538,101.39 | 649,293.52 | 641,345.54 | 678,312.99 | 659,320.35 | 645,097.92 | 674,280.47 | 641,935.29 | 653,484.97 | 613,999.56 | 656,763.15 | 7,689,567.92 | 4.536% |
| 2029 | 644,281.75 | 549,147.70 | 679,959.54 | 671,866.12 | 710,630.12 | 690,259.25 | 676,394.79 | 706,675.77 | 672,815.62 | 684,669.39 | 642,975.12 | 690,713.95 | 8,020,369.12 | 4.574% |
| 2030 | 674,395.74 | 576,453.12 | 710,887.43 | 702,637.62 | 743,221.40 | 721,477.57 | 707,961.06 | 738,147.92 | 703,960.87 | 716,110.91 | 672,400.37 | 722,735.38 | 8,390,389.39 | 4.614% |
| 2031 | 705,726.98 | 604,333.74 | 743,535.52 | 735,141.61 | 777,642.79 | 754,439.81 | 741,298.12 | 771,441.98 | 736,854.14 | 749,317.63 | 703,476.24 | 755,937.38 | 8,779,148.11 | 4.633% |
| 2032 | 739,846.69 | 635,640.47 | 778,828.51 | 770,256.87 | 814,644.28 | 790,045.36 | 777,261.75 | 805,277.38 | 772,383.77 | 781,702.57 | 731,654.43 | 766,847.62 | 9,188,593.90 | 4.641% |
| 2033 | 770,624.96 | 667,623.86 | 814,867.20 | 806,115.49 | 852,622.47 | 826,361.13 | 814,050.19 | 843,109.60 | 808,673.23 | 816,342.42 | 766,147.62 | 825,604.33 | 9,814,542.52 | 4.656% |

**PRONÓSTICO MENSUAL DEL FACTOR DE CARGA (pu)**

|      | ENE    | FEB    | MAR    | ABR    | MAY    | JUN    | JUL    | AGO    | SET    | OCT    | NOV    | DIC    | PROM. | TASA % |
|------|--------|--------|--------|--------|--------|--------|--------|--------|--------|--------|--------|--------|-------|--------|
| 2013 | 0.6966 | 0.6931 | 0.7071 | 0.6742 | 0.6651 | 0.6626 | 0.6762 | 0.6880 | 0.6715 | 0.6649 | 0.6714 | 0.6963 | 0.684 | ---    |
| 2014 | 0.6966 | 0.6931 | 0.7071 | 0.6742 | 0.6651 | 0.6826 | 0.6762 | 0.6866 | 0.6715 | 0.6649 | 0.6714 | 0.6963 | 0.684 | 0.000% |
| 2015 | 0.6966 | 0.6931 | 0.7071 | 0.6742 | 0.6651 | 0.6826 | 0.6762 | 0.6866 | 0.6715 | 0.6649 | 0.6714 | 0.6963 | 0.684 | 0.000% |
| 2016 | 0.6966 | 0.6931 | 0.7071 | 0.6742 | 0.6651 | 0.6826 | 0.6762 | 0.6866 | 0.6715 | 0.6649 | 0.6714 | 0.6963 | 0.684 | 0.000% |
| 2017 | 0.6966 | 0.6931 | 0.7071 | 0.6742 | 0.6651 | 0.6826 | 0.6762 | 0.6866 | 0.6715 | 0.6649 | 0.6714 | 0.6963 | 0.684 | 0.000% |
| 2018 | 0.6966 | 0.6931 | 0.7071 | 0.6742 | 0.6651 | 0.6826 | 0.6762 | 0.6866 | 0.6715 | 0.6649 | 0.6714 | 0.6963 | 0.684 | 0.000% |
| 2019 | 0.6966 | 0.6931 | 0.7071 | 0.6742 | 0.6651 | 0.6826 | 0.6762 | 0.6866 | 0.6715 | 0.6649 | 0.6714 | 0.6963 | 0.684 | 0.000% |
| 2020 | 0.6966 | 0.6931 | 0.7071 | 0.6742 | 0.6651 | 0.6826 | 0.6762 | 0.6866 | 0.6715 | 0.6649 | 0.6714 | 0.6963 | 0.684 | 0.000% |
| 2021 | 0.6966 | 0.6931 | 0.7071 | 0.6742 | 0.6651 | 0.6826 | 0.6762 | 0.6866 | 0.6715 | 0.6649 | 0.6714 | 0.6963 | 0.684 | 0.000% |
| 2022 | 0.6966 | 0.6931 | 0.7071 | 0.6742 | 0.6651 | 0.6826 | 0.6762 | 0.6866 | 0.6715 | 0.6649 | 0.6714 | 0.6963 | 0.684 | 0.000% |
| 2023 | 0.6966 | 0.6931 | 0.7071 | 0.6742 | 0.6651 | 0.6826 | 0.6762 | 0.6866 | 0.6715 | 0.6649 | 0.6714 | 0.6963 | 0.684 | 0.000% |
| 2024 | 0.6966 | 0.6931 | 0.7071 | 0.6742 | 0.6651 | 0.6826 | 0.6762 | 0.6866 | 0.6715 | 0.6649 | 0.6714 | 0.6963 | 0.684 | 0.000% |
| 2025 | 0.6966 | 0.6931 | 0.7071 | 0.6742 | 0.6651 | 0.6826 | 0.6762 | 0.6866 | 0.6715 | 0.6649 | 0.6714 | 0.6963 | 0.684 | 0.000% |
| 2026 | 0.6966 | 0.6931 | 0.7071 | 0.6742 | 0.6651 | 0.6826 | 0.6762 | 0.6866 | 0.6715 | 0.6649 | 0.6714 | 0.6963 | 0.684 | 0.000% |
| 2027 | 0.6966 | 0.6931 | 0.7071 | 0.6742 | 0.6651 | 0.6826 | 0.6762 | 0.6866 | 0.6715 | 0.6649 | 0.6714 | 0.6963 | 0.684 | 0.000% |
| 2028 | 0.6966 | 0.6931 | 0.7071 | 0.6742 | 0.6651 | 0.6826 | 0.6762 | 0.6866 | 0.6715 | 0.6649 | 0.6714 | 0.6963 | 0.684 | 0.000% |
| 2029 | 0.6966 | 0.6931 | 0.7071 | 0.6742 | 0.6651 | 0.6826 | 0.6762 | 0.6866 | 0.6715 | 0.6649 | 0.6714 | 0.6963 | 0.684 | 0.000% |
| 2030 | 0.6966 | 0.6931 | 0.7071 | 0.6742 | 0.6651 | 0.6826 | 0.6762 | 0.6866 | 0.6715 | 0.6649 | 0.6714 | 0.6963 | 0.684 | 0.000% |
| 2031 | 0.6966 | 0.6931 | 0.7071 | 0.6742 | 0.6651 | 0.6826 | 0.6762 | 0.6866 | 0.6715 | 0.6649 | 0.6714 | 0.6963 | 0.684 | 0.000% |
| 2032 | 0.6966 | 0.6931 | 0.7071 | 0.6742 | 0.6651 | 0.6826 | 0.6762 | 0.6866 | 0.6715 | 0.6649 | 0.6714 | 0.6963 | 0.684 | 0.000% |
| 2033 | 0.6966 | 0.6931 | 0.7071 | 0.6742 | 0.6651 | 0.6826 | 0.6762 | 0.6866 | 0.6715 | 0.6649 | 0.6714 | 0.6963 | 0.684 | 0.000% |

**PRONÓSTICO MENSUAL DE DEMANDA MAXIMA (MW)**

| Días => | ENE      | FEB      | MAR      | ABR      | MAY      | JUN      | JUL      | AGO      | SET      | OCT      | NOV      | DIC      | MAXIMA   | TASA % |
|---------|----------|----------|----------|----------|----------|----------|----------|----------|----------|----------|----------|----------|----------|--------|
|         | 31       | 28 / 29  | 31       | 30       | 31       | 30       | 31       | 31       | 30       | 31       | 30       | 31       | 366      |        |
| 2013    | 613.45   | 644.81   | 638.45   | 680.67   | 691.54   | 695.63   | 651.26   | 660.24   | 669.03   | 671.83   | 643.29   | 644.60   | 695.83   | ---    |
| 2014    | 638.55   | 671.67   | 664.45   | 706.66   | 719.82   | 724.92   | 674.04   | 696.70   | 706.31   | 705.60   | 677.24   | 677.30   | 724.92   | 4.18%  |
| 2015    | 684.62   | 701.69   | 693.68   | 738.16   | 748.67   | 756.50   | 705.24   | 729.02   | 735.34   | 739.22   | 710.40   | 709.46   | 756.50   | 4.36%  |
| 2016    | 694.07   | 707.90   | 723.95   | 770.84   | 781.62   | 790.25   | 737.57   | 762.86   | 768.53   | 771.37   | 743.63   | 742.96   | 790.25   | 4.46%  |
| 2017    | 728.00   | 741.85   | 759.16   | 808.82   | 810.89   | 831.32   | 775.14   | 802.62   | 807.10   | 809.43   | 778.62   | 776.73   | 831.32   | 5.20%  |
| 2018    | 761.03   | 774.82   | 793.36   | 845.67   | 846.85   | 867.85   | 811.67   | 839.53   | 844.57   | 846.34   | 812.77   | 812.37   | 867.85   | 4.39%  |
| 2019    | 794.79   | 811.00   | 828.33   | 888.44   | 885.95   | 907.70   | 848.99   | 877.29   | 882.93   | 884.24   | 849.44   | 849.78   | 907.70   | 4.59%  |
| 2020    | 830.67   | 820.29   | 865.71   | 923.73   | 926.91   | 943.37   | 886.90   | 917.62   | 923.87   | 922.56   | 888.12   | 887.75   | 943.37   | 3.96%  |
| 2021    | 869.75   | 861.22   | 906.04   | 967.21   | 975.72   | 986.95   | 931.95   | 963.46   | 968.07   | 966.17   | 930.91   | 929.76   | 986.95   | 4.62%  |
| 2022    | 906.69   | 899.85   | 946.35   | 1,010.66 | 1,020.20 | 1,030.47 | 974.92   | 1,010.41 | 1,012.24 | 1,009.74 | 971.61   | 972.70   | 1,030.47 | 4.41%  |
| 2023    | 949.80   | 943.50   | 968.76   | 1,056.48 | 1,065.15 | 1,078.33 | 1,020.27 | 1,053.37 | 1,058.75 | 1,055.64 | 1,015.56 | 1,017.50 | 1,078.33 | 4.45%  |
| 2024    | 982.34   | 956.17   | 1,033.03 | 1,104.19 | 1,110.92 | 1,124.15 | 1,067.50 | 1,101.12 | 1,107.24 | 1,103.48 | 1,081.36 | 1,063.01 | 1,124.15 | 4.44%  |
| 2025    | 1,039.93 | 1,006.78 | 1,081.35 | 1,156.33 | 1,185.47 | 1,176.37 | 1,119.10 | 1,153.29 | 1,180.22 | 1,154.74 | 1,113.51 | 1,113.36 | 1,176.37 | 4.65%  |
| 2026    | 1,067.26 | 1,054.45 | 1,130.41 | 1,209.25 | 1,217.65 | 1,229.36 | 1,171.46 | 1,203.30 | 1,213.97 | 1,206.78 | 1,162.23 | 1,164.46 | 1,229.36 | 4.50%  |
| 2027    | 1,136.67 | 1,100.93 | 1,181.80 | 1,264.45 | 1,273.53 | 1,284.67 | 1,226.10 | 1,258.54 | 1,270.07 | 1,264.13 | 1,215.24 | 1,217.76 | 1,284.67 | 4.50%  |
| 2028    | 1,167.50 | 1,115.47 | 1,234.20 | 1,321.21 | 1,330.77 | 1,341.52 | 1,282.26 | 1,317.26 | 1,327.74 | 1,321.03 | 1,270.15 | 1,271.63 | 1,341.52 | 4.43%  |
| 2029    | 1,242.74 | 1,179.03 | 1,292.50 | 1,384.08 | 1,394.17 | 1,404.47 | 1,344.47 | 1,380.57 | 1,391.61 | 1,384.05 | 1,330.09 | 1,333.30 | 1,404.47 | 4.69%  |
| 2030    | 1,300.87 | 1,237.65 | 1,351.29 | 1,447.47 | 1,456.11 | 1,467.99 | 1,407.22 | 1,442.08 | 1,456.03 | 1,447.61 | 1,390.96 | 1,395.11 | 1,467.99 | 4.52%  |
| 2031    | 1,361.31 | 1,297.51 | 1,413.34 | 1,514.43 | 1,525.84 | 1,535.06 | 1,473.46 | 1,507.10 | 1,524.06 | 1,514.74 | 1,455.25 | 1,459.21 | 1,5      |        |



## **Cálculo de la Demanda Coincidente.**

Debido a la entrada del Gran Cliente, se calculó el factor de coincidencia del mismo, considerando los datos de curva de carga suministrados por el Agente. Cabe señalar que el Agente presentó una sola curva de carga como válida para todos los meses.

A continuación se presenta una actualización de la tabla 44 del informe vigente, con el cálculo del factor de coincidencia de los Participantes Consumidores con la demanda máxima mensual. Cabe señalar que el factor de coincidencia de EDEMET, no se ve afectado por la incorporación del nuevo gran cliente al SIN, ya que este formaba parte de sus clientes regulados.

Los resultados de factor de coincidencia mostrados en la tabla 44 fueron aplicados a la demanda máxima del nuevo Participante Consumidor, obteniéndose la actualización de la tabla 45 del informe vigente.





**Tabla #45 (Continuación 1)**  
**PRONÓSTICO ANUAL Y MENSUAL DE LA DEMANDA MÁXIMA DE GENERACIÓN**  
**COINCIDENTE DE LOS AGENTES CONSUMIDORES (MW)**

| RICAMAR | ENE  | FEB  | MAR  | ABR  | MAY  | JUN  | JUL  | AGO  | SET  | OCT  | NOV  | DIC  | Máxima | TASA % |
|---------|------|------|------|------|------|------|------|------|------|------|------|------|--------|--------|
| 2013    | 0.68 | 0.68 | 0.64 | 0.62 | 0.68 | 0.68 | 0.68 | 0.67 | 0.65 | 0.68 | 0.68 | 0.68 | 0.68   | —      |
| 2014    | 0.68 | 0.68 | 0.64 | 0.62 | 0.68 | 0.68 | 0.68 | 0.67 | 0.65 | 0.68 | 0.68 | 0.68 | 0.68   | 0.00%  |
| 2015    | 0.68 | 0.68 | 0.64 | 0.62 | 0.68 | 0.68 | 0.68 | 0.67 | 0.65 | 0.68 | 0.68 | 0.68 | 0.68   | 0.00%  |
| 2016    | 0.68 | 0.64 | 0.64 | 0.62 | 0.68 | 0.68 | 0.68 | 0.67 | 0.65 | 0.68 | 0.68 | 0.68 | 0.68   | 0.00%  |
| 2017    | 0.68 | 0.68 | 0.64 | 0.62 | 0.68 | 0.68 | 0.68 | 0.67 | 0.65 | 0.68 | 0.68 | 0.68 | 0.68   | 0.00%  |
| 2018    | 0.68 | 0.68 | 0.64 | 0.62 | 0.68 | 0.68 | 0.68 | 0.67 | 0.65 | 0.68 | 0.68 | 0.68 | 0.68   | 0.00%  |
| 2019    | 0.68 | 0.64 | 0.64 | 0.62 | 0.68 | 0.68 | 0.68 | 0.67 | 0.65 | 0.68 | 0.68 | 0.68 | 0.68   | 0.00%  |
| 2020    | 0.68 | 0.64 | 0.64 | 0.62 | 0.68 | 0.68 | 0.68 | 0.67 | 0.65 | 0.68 | 0.68 | 0.68 | 0.68   | 0.00%  |
| 2021    | 0.68 | 0.68 | 0.64 | 0.62 | 0.68 | 0.68 | 0.68 | 0.67 | 0.65 | 0.68 | 0.68 | 0.68 | 0.68   | 0.00%  |
| 2022    | 0.68 | 0.68 | 0.64 | 0.62 | 0.68 | 0.68 | 0.68 | 0.67 | 0.65 | 0.68 | 0.68 | 0.68 | 0.68   | 0.00%  |
| 2023    | 0.68 | 0.68 | 0.64 | 0.62 | 0.68 | 0.68 | 0.68 | 0.67 | 0.65 | 0.68 | 0.68 | 0.68 | 0.68   | 0.00%  |
| 2024    | 0.68 | 0.64 | 0.64 | 0.62 | 0.68 | 0.68 | 0.68 | 0.67 | 0.65 | 0.68 | 0.68 | 0.68 | 0.68   | 0.00%  |
| 2025    | 0.68 | 0.68 | 0.64 | 0.62 | 0.68 | 0.68 | 0.68 | 0.67 | 0.65 | 0.68 | 0.68 | 0.68 | 0.68   | 0.00%  |
| 2026    | 0.68 | 0.68 | 0.64 | 0.62 | 0.68 | 0.68 | 0.68 | 0.67 | 0.65 | 0.68 | 0.68 | 0.68 | 0.68   | 0.00%  |
| 2027    | 0.68 | 0.68 | 0.64 | 0.62 | 0.68 | 0.68 | 0.68 | 0.67 | 0.65 | 0.68 | 0.68 | 0.68 | 0.68   | 0.00%  |
| 2028    | 0.68 | 0.64 | 0.64 | 0.62 | 0.68 | 0.68 | 0.68 | 0.67 | 0.65 | 0.68 | 0.68 | 0.68 | 0.68   | 0.00%  |
| 2029    | 0.68 | 0.68 | 0.64 | 0.62 | 0.68 | 0.68 | 0.68 | 0.67 | 0.65 | 0.68 | 0.68 | 0.68 | 0.68   | 0.00%  |
| 2030    | 0.68 | 0.68 | 0.64 | 0.62 | 0.68 | 0.68 | 0.68 | 0.67 | 0.65 | 0.68 | 0.68 | 0.68 | 0.68   | 0.00%  |
| 2031    | 0.68 | 0.68 | 0.64 | 0.62 | 0.68 | 0.68 | 0.68 | 0.67 | 0.65 | 0.68 | 0.68 | 0.68 | 0.68   | 0.00%  |
| 2032    | 0.68 | 0.68 | 0.64 | 0.62 | 0.68 | 0.68 | 0.68 | 0.67 | 0.65 | 0.68 | 0.68 | 0.68 | 0.68   | 0.00%  |
| 2033    | 0.68 | 0.68 | 0.64 | 0.62 | 0.68 | 0.68 | 0.68 | 0.67 | 0.65 | 0.68 | 0.68 | 0.68 | 0.68   | 0.00%  |

| BPARK | ENE  | FEB  | MAR  | ABR  | MAY  | JUN  | JUL  | AGO  | SET  | OCT  | NOV  | DIC  | Máxima | TASA % |
|-------|------|------|------|------|------|------|------|------|------|------|------|------|--------|--------|
| 2013  | 2.48 | 2.40 | 2.48 | 2.47 | 2.72 | 2.81 | 2.59 | 2.40 | 2.38 | 2.39 | 2.54 | 2.53 | 2.72   | —      |
| 2014  | 2.40 | 2.42 | 2.48 | 2.58 | 2.74 | 2.83 | 2.82 | 2.42 | 2.42 | 2.42 | 2.56 | 2.56 | 2.74   | 1.00%  |
| 2015  | 2.60 | 2.46 | 2.51 | 2.62 | 2.77 | 2.86 | 2.84 | 2.46 | 2.44 | 2.44 | 2.59 | 2.66 | 2.77   | 1.00%  |
| 2016  | 2.65 | 2.38 | 2.53 | 2.55 | 2.30 | 2.98 | 2.57 | 2.47 | 2.47 | 2.46 | 2.61 | 2.61 | 2.86   | 1.00%  |
| 2017  | 2.35 | 2.47 | 2.53 | 2.55 | 2.80 | 2.88 | 2.87 | 2.47 | 2.47 | 2.46 | 2.61 | 2.61 | 2.88   | 8.00%  |
| 2018  | 2.85 | 2.47 | 2.53 | 2.55 | 2.80 | 2.88 | 2.87 | 2.47 | 2.47 | 2.46 | 2.61 | 2.61 | 2.88   | 0.00%  |
| 2019  | 2.85 | 2.47 | 2.53 | 2.55 | 2.80 | 2.88 | 2.87 | 2.47 | 2.47 | 2.46 | 2.61 | 2.61 | 2.88   | 0.00%  |
| 2020  | 2.85 | 2.47 | 2.53 | 2.55 | 2.80 | 2.88 | 2.87 | 2.47 | 2.47 | 2.46 | 2.61 | 2.61 | 2.88   | 0.00%  |
| 2021  | 2.85 | 2.47 | 2.53 | 2.55 | 2.80 | 2.88 | 2.87 | 2.47 | 2.47 | 2.46 | 2.61 | 2.61 | 2.88   | 0.00%  |
| 2022  | 2.85 | 2.47 | 2.53 | 2.55 | 2.80 | 2.88 | 2.87 | 2.47 | 2.47 | 2.46 | 2.61 | 2.61 | 2.88   | 0.00%  |
| 2023  | 2.85 | 2.47 | 2.53 | 2.55 | 2.80 | 2.88 | 2.87 | 2.47 | 2.47 | 2.46 | 2.61 | 2.61 | 2.88   | 0.00%  |
| 2024  | 2.85 | 2.39 | 2.53 | 2.55 | 2.80 | 2.88 | 2.87 | 2.47 | 2.47 | 2.46 | 2.61 | 2.61 | 2.88   | 0.00%  |
| 2025  | 2.85 | 2.47 | 2.53 | 2.55 | 2.80 | 2.88 | 2.87 | 2.47 | 2.47 | 2.46 | 2.61 | 2.61 | 2.88   | 0.00%  |
| 2026  | 2.85 | 2.47 | 2.53 | 2.55 | 2.80 | 2.88 | 2.87 | 2.47 | 2.47 | 2.46 | 2.61 | 2.61 | 2.88   | 0.00%  |
| 2027  | 2.85 | 2.47 | 2.53 | 2.55 | 2.80 | 2.88 | 2.87 | 2.47 | 2.47 | 2.46 | 2.61 | 2.61 | 2.88   | 0.00%  |
| 2028  | 2.85 | 2.39 | 2.53 | 2.55 | 2.80 | 2.88 | 2.87 | 2.47 | 2.47 | 2.46 | 2.61 | 2.61 | 2.88   | 0.00%  |
| 2029  | 2.85 | 2.47 | 2.53 | 2.55 | 2.80 | 2.88 | 2.87 | 2.47 | 2.47 | 2.46 | 2.61 | 2.61 | 2.88   | 0.00%  |
| 2030  | 2.85 | 2.47 | 2.53 | 2.55 | 2.80 | 2.88 | 2.87 | 2.47 | 2.47 | 2.46 | 2.61 | 2.61 | 2.88   | 0.00%  |
| 2031  | 2.85 | 2.47 | 2.53 | 2.55 | 2.80 | 2.88 | 2.87 | 2.47 | 2.47 | 2.46 | 2.61 | 2.61 | 2.88   | 0.00%  |
| 2032  | 2.85 | 2.47 | 2.53 | 2.55 | 2.80 | 2.88 | 2.87 | 2.47 | 2.47 | 2.46 | 2.61 | 2.61 | 2.88   | 0.00%  |
| 2033  | 2.85 | 2.47 | 2.53 | 2.55 | 2.80 | 2.88 | 2.87 | 2.47 | 2.47 | 2.46 | 2.61 | 2.61 | 2.88   | 0.00%  |

| CEMEX | ENE   | FEB   | MAR   | ABR   | MAY   | JUN   | JUL   | AGO   | SET   | OCT   | NOV   | DIC   | Máxima | TASA % |
|-------|-------|-------|-------|-------|-------|-------|-------|-------|-------|-------|-------|-------|--------|--------|
| 2013  | 24.03 | 22.36 | 22.53 | 19.59 | 17.08 | 19.35 | 18.67 | 26.49 | 16.36 | 23.99 | 22.60 | 23.54 | 24.63  | —      |
| 2014  | 24.27 | 22.60 | 22.76 | 18.78 | 17.25 | 19.54 | 18.76 | 26.99 | 16.51 | 24.22 | 22.82 | 23.77 | 24.27  | 0.98%  |
| 2015  | 24.51 | 22.92 | 22.98 | 19.66 | 17.42 | 19.73 | 18.96 | 26.99 | 16.66 | 24.46 | 23.05 | 24.61 | 24.51  | 0.88%  |
| 2016  | 24.76 | 23.85 | 23.26 | 26.17 | 17.58 | 18.82 | 26.16 | 21.16 | 16.91 | 24.76 | 23.27 | 24.24 | 24.76  | 0.87%  |
| 2017  | 24.99 | 23.27 | 23.43 | 26.36 | 17.76 | 26.11 | 26.35 | 21.36 | 16.96 | 24.94 | 23.60 | 24.47 | 24.99  | 0.96%  |
| 2018  | 26.22 | 23.49 | 23.66 | 26.56 | 17.92 | 26.36 | 26.54 | 21.56 | 16.11 | 25.17 | 23.72 | 24.71 | 26.22  | 0.96%  |
| 2019  | 27.72 | 25.82 | 25.89 | 22.69 | 19.76 | 22.32 | 22.57 | 23.83 | 17.71 | 27.67 | 26.07 | 27.15 | 27.72  | 9.91%  |
| 2020  | 27.72 | 25.82 | 25.89 | 22.69 | 19.76 | 22.32 | 22.57 | 23.83 | 17.71 | 27.67 | 26.07 | 27.15 | 27.72  | 0.00%  |
| 2021  | 27.72 | 25.82 | 25.89 | 22.69 | 19.76 | 22.32 | 22.57 | 23.83 | 17.71 | 27.67 | 26.07 | 27.15 | 27.72  | 0.00%  |
| 2022  | 27.72 | 25.82 | 25.89 | 22.69 | 19.76 | 22.32 | 22.57 | 23.83 | 17.71 | 27.67 | 26.07 | 27.15 | 27.72  | 0.00%  |
| 2023  | 27.72 | 25.82 | 25.89 | 22.69 | 19.76 | 22.32 | 22.57 | 23.83 | 17.71 | 27.67 | 26.07 | 27.15 | 27.72  | 0.00%  |
| 2024  | 27.72 | 25.82 | 25.89 | 22.69 | 19.76 | 22.32 | 22.57 | 23.83 | 17.71 | 27.67 | 26.07 | 27.15 | 27.72  | 0.00%  |
| 2025  | 27.72 | 25.82 | 25.89 | 22.69 | 19.76 | 22.32 | 22.57 | 23.83 | 17.71 | 27.67 | 26.07 | 27.15 | 27.72  | 0.00%  |
| 2026  | 27.72 | 25.82 | 25.89 | 22.69 | 19.76 | 22.32 | 22.57 | 23.83 | 17.71 | 27.67 | 26.07 | 27.15 | 27.72  | 0.00%  |
| 2027  | 27.72 | 25.82 | 25.89 | 22.69 | 19.76 | 22.32 | 22.57 | 23.83 | 17.71 | 27.67 | 26.07 | 27.15 | 27.72  | 0.00%  |
| 2028  | 27.72 | 25.82 | 25.89 | 22.69 | 19.76 | 22.32 | 22.57 | 23.83 | 17.71 | 27.67 | 26.07 | 27.15 | 27.72  | 0.00%  |
| 2029  | 27.72 | 25.82 | 25.89 | 22.69 | 19.76 | 22.32 | 22.57 | 23.83 | 17.71 | 27.67 | 26.07 | 27.15 | 27.72  | 0.00%  |
| 2030  | 27.72 | 25.82 | 25.89 | 22.69 | 19.76 | 22.32 | 22.57 | 23.83 | 17.71 | 27.67 | 26.07 | 27.15 | 27.72  | 0.00%  |
| 2031  | 27.72 | 25.82 | 25.89 | 22.69 | 19.76 | 22.32 | 22.57 | 23.83 | 17.71 | 27.67 | 26.07 | 27.15 | 27.72  | 0.00%  |
| 2032  | 27.72 | 25.82 | 25.89 | 22.69 | 19.76 | 22.32 | 22.57 | 23.83 | 17.71 | 27.67 | 26.07 | 27.15 | 27.72  | 0.00%  |
| 2033  | 27.72 | 25.82 | 25.89 | 22.69 | 19.76 | 22.32 | 22.57 | 23.83 | 17.71 | 27.67 | 26.07 | 27.15 | 27.72  | 0.00%  |

| 99 CABINA | ENE  | FEB  | MAR  | ABR  | MAY  | JUN  | JUL  | AGO  | SET  | OCT  | NOV  | DIC  | Máxima | TASA % |
|-----------|------|------|------|------|------|------|------|------|------|------|------|------|--------|--------|
| 2013      | 0.26 | 0.26 | 0.28 | 0.28 | 0.24 | 0.28 | 0.28 | 0.25 | 0.22 | 0.28 | 0.25 | 0.25 | 0.28   | —      |
| 2014      | 0.26 | 0.26 | 0.28 | 0.28 | 0.24 | 0.28 | 0.28 | 0.25 | 0.22 | 0.28 | 0.25 | 0.25 | 0.28   | 0.00%  |
| 2015      | 0.26 | 0.26 | 0.28 | 0.28 | 0.24 | 0.28 | 0.28 | 0.25 | 0.22 | 0.28 | 0.25 | 0.25 | 0.28   | 0.00%  |
| 2016      | 0.26 | 0.27 | 0.28 | 0.28 | 0.24 | 0.28 | 0.28 | 0.25 | 0.22 | 0.28 | 0.25 | 0.25 | 0.28   | -0.10% |
| 2017      | 0.26 | 0.26 | 0.28 | 0.28 | 0.24 | 0.28 | 0.28 | 0.25 | 0.22 | 0.28 | 0.25 | 0.25 | 0.28   | 0.10%  |
| 2018      | 0.26 | 0.26 | 0.28 | 0.28 | 0.24 | 0.28 | 0.28 | 0.25 | 0.22 | 0.28 | 0.25 | 0.25 | 0.28   | 0.00%  |
| 2019      | 0.26 | 0.26 | 0.28 | 0.28 | 0.24 | 0.28 | 0.28 | 0.25 | 0.22 | 0.28 | 0.25 | 0.25 | 0.28   | 0.00%  |
| 2020      | 0.26 | 0.27 | 0.28 | 0.28 | 0.24 | 0.28 | 0.28 | 0.25 | 0.22 | 0.28 | 0.25 | 0.25 | 0.28   | -0.10% |
| 2021      | 0.26 | 0.26 | 0.28 | 0.28 | 0.24 | 0.28 | 0.28 | 0.25 | 0.22 | 0.28 | 0.25 | 0.25 | 0.28   | 0.10%  |
| 2022      | 0.26 | 0.26 | 0.28 | 0.28 | 0.24 | 0.28 | 0.28 | 0.25 | 0.22 | 0.28 | 0.25 | 0.25 | 0.28   | 0.00%  |
| 2023      | 0.26 | 0.26 | 0.28 | 0.28 | 0.24 | 0.28 | 0.28 | 0.25 | 0.22 | 0.28 | 0.25 | 0.25 | 0.28   | 0.00%  |
| 2024      | 0.26 | 0.27 | 0.28 | 0.28 | 0.24 | 0.28 | 0.28 | 0.25 | 0.22 | 0.28 | 0.25 | 0.25 | 0.28   | -0.10% |
| 2025      | 0.26 | 0.26 | 0.28 | 0.28 | 0.24 | 0.28 | 0.28 | 0.25 | 0.22 | 0.28 | 0.25 | 0.25 | 0.28   | 0.10%  |
| 2026      | 0.26 | 0.26 | 0.28 | 0.28 | 0.24 | 0.28 | 0.28 | 0.25 | 0.22 | 0.28 | 0.25 | 0.25 | 0.28   | 0.00%  |
| 2027      | 0.26 | 0.26 | 0.28 | 0.28 | 0.24 | 0.28 | 0.28 | 0.25 | 0.22 | 0.28 | 0.25 | 0.25 | 0.28   | 0.00%  |
| 2028      | 0.26 | 0.27 | 0.28 | 0.28 | 0.24 | 0.28 | 0.28 | 0.25 | 0.22 | 0.28 | 0.25 | 0.25 | 0.28   | -0.10% |
| 2029      | 0.26 | 0.26 | 0.28 | 0.28 | 0.24 | 0.28 | 0.28 | 0.25 | 0.22 | 0.28 | 0.25 | 0.25 | 0.28   | 0.10%  |
| 2030      | 0.26 | 0.26 | 0.28 | 0.28 | 0.24 | 0.28 | 0.28 | 0.25 | 0.22 | 0.28 | 0.25 | 0.25 | 0.28   | 0.96%  |
| 2031      | 0.26 | 0.26 | 0.28 | 0.28 | 0.24 | 0    |      |      |      |      |      |      |        |        |



**Tabla #45 (Continuación 3)  
PRONÓSTICO ANUAL Y MENSUAL DE LA DEMANDA MÁXIMA DE GENERACIÓN  
COINCIDENTE DE LOS AGENTES CONSUMIDORES (MW)**

| 99 VISTA HERMOSA | ENE  | FEB  | MAR  | ABR  | MAY  | JUN  | JUL  | AGO  | SET  | OCT  | NOV  | DIC  | Máxima | TASA % |
|------------------|------|------|------|------|------|------|------|------|------|------|------|------|--------|--------|
| 2013             | 8.14 | 8.13 | 8.14 | 8.14 | 8.14 | 8.14 | 8.13 | 8.13 | 8.14 | 8.14 | 8.13 | 8.15 | 8.15   | —      |
| 2014             | 8.14 | 8.13 | 8.14 | 8.14 | 8.14 | 8.14 | 8.13 | 8.13 | 8.14 | 8.14 | 8.13 | 8.15 | 8.15   | 0.00%  |
| 2015             | 0.14 | 8.13 | 8.14 | 8.14 | 8.14 | 8.14 | 8.13 | 8.13 | 8.14 | 8.14 | 8.13 | 8.15 | 8.15   | 8.00%  |
| 2016             | 0.14 | 8.13 | 8.14 | 0.14 | 0.14 | 8.14 | 8.13 | 8.13 | 8.14 | 8.14 | 8.13 | 8.15 | 8.15   | 0.00%  |
| 2017             | 0.14 | 8.13 | 8.14 | 0.14 | 0.14 | 8.14 | 8.13 | 8.13 | 8.14 | 8.14 | 8.13 | 8.15 | 8.15   | 8.00%  |
| 2018             | 0.14 | 8.13 | 8.14 | 0.14 | 0.14 | 8.14 | 8.13 | 8.13 | 8.14 | 8.14 | 8.13 | 8.15 | 8.15   | 8.00%  |
| 2018             | 0.14 | 8.13 | 8.14 | 0.14 | 8.14 | 8.14 | 0.13 | 0.13 | 8.14 | 8.14 | 8.13 | 8.15 | 8.15   | 8.00%  |
| 2028             | 0.14 | 8.13 | 8.14 | 0.14 | 8.14 | 8.14 | 0.13 | 0.13 | 8.14 | 8.14 | 8.13 | 8.15 | 8.15   | 8.00%  |
| 2021             | 8.14 | 8.13 | 8.14 | 0.14 | 0.14 | 8.14 | 0.13 | 0.13 | 8.14 | 8.14 | 8.13 | 8.15 | 8.15   | 8.00%  |
| 2022             | 8.14 | 8.13 | 8.14 | 0.14 | 8.14 | 8.14 | 0.13 | 0.13 | 8.14 | 8.14 | 8.13 | 8.15 | 8.15   | 8.00%  |
| 2023             | 0.14 | 8.13 | 8.14 | 0.14 | 8.14 | 8.14 | 0.13 | 0.13 | 8.14 | 8.14 | 8.13 | 8.15 | 8.15   | 8.00%  |
| 2824             | 0.14 | 8.13 | 8.14 | 0.14 | 8.14 | 8.14 | 0.13 | 0.13 | 8.14 | 8.14 | 8.13 | 8.15 | 8.15   | 8.00%  |
| 2826             | 0.14 | 8.13 | 8.14 | 0.14 | 8.14 | 8.14 | 0.13 | 0.13 | 8.14 | 8.14 | 8.13 | 8.15 | 8.15   | 8.00%  |
| 2026             | 0.14 | 8.13 | 8.14 | 0.14 | 8.14 | 8.14 | 0.13 | 0.13 | 8.14 | 8.14 | 8.13 | 8.15 | 8.15   | 8.00%  |
| 2827             | 0.14 | 8.13 | 8.14 | 0.14 | 8.14 | 8.14 | 0.13 | 0.13 | 8.14 | 8.14 | 8.13 | 8.15 | 8.15   | 8.00%  |
| 2828             | 0.14 | 8.13 | 8.14 | 0.14 | 8.14 | 8.14 | 0.13 | 0.13 | 8.14 | 8.14 | 8.13 | 8.15 | 8.15   | 8.00%  |
| 2829             | 0.14 | 8.13 | 8.14 | 0.14 | 8.14 | 8.14 | 0.13 | 0.13 | 8.14 | 8.14 | 8.13 | 8.15 | 8.15   | 8.00%  |
| 2838             | 0.14 | 8.13 | 8.14 | 0.14 | 8.14 | 8.14 | 0.13 | 0.13 | 8.14 | 8.14 | 8.13 | 8.15 | 8.15   | 8.00%  |
| 2831             | 8.14 | 8.13 | 8.14 | 0.14 | 8.14 | 8.14 | 8.13 | 0.13 | 8.14 | 8.14 | 8.13 | 8.15 | 8.15   | 8.00%  |
| 2832             | 0.14 | 8.13 | 8.14 | 0.14 | 8.14 | 8.14 | 0.13 | 0.13 | 8.14 | 8.14 | 8.13 | 8.15 | 8.15   | 8.00%  |
| 2833             | 0.14 | 8.13 | 8.14 | 0.14 | 8.14 | 8.14 | 8.13 | 0.13 | 8.14 | 8.14 | 8.13 | 8.15 | 8.15   | 8.00%  |

| 99 PEDREGAL | ENE  | FEB  | MAR  | ABR  | MAY  | JUN  | JUL  | AGO  | SET  | OCT  | NOV  | DIC  | Máxima | TASA % |
|-------------|------|------|------|------|------|------|------|------|------|------|------|------|--------|--------|
| 2813        | 0.21 | 0.21 | 8.18 | 0.18 | 0.17 | 0.17 | 0.20 | 0.22 | 8.21 | 8.17 | 0.19 | 0.18 | 0.22   | —      |
| 2814        | 0.21 | 0.21 | 8.18 | 0.18 | 8.17 | 8.17 | 0.20 | 0.22 | 8.21 | 8.17 | 0.19 | 8.18 | 0.22   | 8.00%  |
| 2815        | 0.21 | 0.21 | 8.18 | 0.18 | 8.17 | 8.17 | 8.20 | 8.22 | 0.21 | 8.17 | 0.19 | 8.18 | 0.22   | 8.00%  |
| 2818        | 0.21 | 8.28 | 8.18 | 8.18 | 8.17 | 0.17 | 8.20 | 0.22 | 8.21 | 8.17 | 8.19 | 0.18 | 0.22   | 8.00%  |
| 2017        | 0.21 | 0.21 | 8.18 | 0.18 | 8.17 | 8.17 | 8.20 | 0.22 | 8.21 | 8.17 | 0.19 | 8.18 | 0.22   | 8.00%  |
| 2818        | 0.21 | 0.21 | 8.18 | 0.18 | 8.17 | 8.17 | 8.20 | 0.22 | 8.21 | 8.17 | 0.19 | 8.18 | 0.22   | 8.00%  |
| 2818        | 0.21 | 0.21 | 8.18 | 0.18 | 8.17 | 8.17 | 8.20 | 0.22 | 8.21 | 8.17 | 0.19 | 8.18 | 0.22   | 8.00%  |
| 2820        | 0.21 | 0.28 | 8.18 | 0.18 | 8.17 | 0.17 | 0.20 | 0.22 | 8.21 | 8.17 | 0.19 | 8.18 | 0.22   | 8.00%  |
| 2821        | 0.21 | 0.21 | 8.18 | 0.18 | 8.17 | 0.17 | 0.20 | 0.22 | 0.21 | 8.17 | 0.19 | 8.18 | 0.22   | 8.00%  |
| 2022        | 0.21 | 0.21 | 8.18 | 0.18 | 8.17 | 0.17 | 0.20 | 0.22 | 0.21 | 8.17 | 0.19 | 8.18 | 0.22   | 8.00%  |
| 2023        | 0.21 | 0.21 | 8.18 | 0.18 | 8.17 | 0.17 | 0.20 | 0.22 | 0.21 | 8.17 | 0.19 | 8.18 | 0.22   | 8.00%  |
| 2024        | 0.21 | 0.28 | 8.18 | 0.18 | 8.17 | 0.17 | 8.20 | 0.22 | 0.21 | 8.17 | 0.19 | 8.18 | 0.22   | 8.00%  |
| 2026        | 0.21 | 0.21 | 8.18 | 0.18 | 8.17 | 0.17 | 0.20 | 0.22 | 0.21 | 8.17 | 0.19 | 8.18 | 0.22   | 8.00%  |
| 2028        | 0.21 | 0.21 | 8.18 | 0.18 | 8.17 | 0.17 | 0.20 | 0.22 | 0.21 | 8.17 | 0.19 | 8.18 | 0.22   | 8.00%  |
| 2027        | 0.21 | 0.21 | 8.18 | 0.18 | 8.17 | 0.17 | 0.20 | 0.22 | 0.21 | 8.17 | 0.19 | 8.18 | 0.22   | 8.00%  |
| 2028        | 0.21 | 0.28 | 8.18 | 0.18 | 8.17 | 0.17 | 0.20 | 0.22 | 0.21 | 8.17 | 0.19 | 8.18 | 0.22   | 8.00%  |
| 2028        | 0.21 | 0.21 | 8.18 | 0.18 | 8.17 | 0.17 | 0.20 | 0.22 | 0.21 | 8.17 | 0.19 | 8.18 | 0.22   | 8.00%  |
| 2038        | 0.21 | 0.21 | 8.18 | 0.18 | 8.17 | 0.17 | 0.20 | 0.22 | 0.21 | 8.17 | 0.19 | 8.18 | 0.22   | 8.00%  |
| 2031        | 0.21 | 0.21 | 8.18 | 0.18 | 8.17 | 0.17 | 0.20 | 0.22 | 0.21 | 8.17 | 0.19 | 8.18 | 0.22   | 8.00%  |
| 2832        | 0.21 | 0.28 | 8.18 | 0.18 | 8.17 | 0.17 | 8.20 | 0.22 | 0.21 | 8.17 | 0.19 | 8.18 | 0.22   | 8.00%  |
| 2833        | 0.21 | 0.21 | 8.18 | 0.18 | 8.17 | 8.17 | 0.20 | 0.22 | 0.21 | 8.17 | 0.19 | 8.18 | 0.22   | 8.00%  |

| 99 MATADERO | ENE  | FEB  | MAR  | ABR  | MAY  | JUN  | JUL  | AGO  | SET  | OCT  | NOV  | DIC  | Máxima | TASA % |
|-------------|------|------|------|------|------|------|------|------|------|------|------|------|--------|--------|
| 2013        | 0.17 | 0.19 | 8.17 | 0.12 | 0.18 | 0.18 | 0.21 | 0.19 | 8.18 | 8.19 | 0.18 | 8.23 | 0.23   | —      |
| 2014        | 0.17 | 0.18 | 8.17 | 0.12 | 0.19 | 0.18 | 8.21 | 8.18 | 8.18 | 8.18 | 0.18 | 8.23 | 0.23   | 0.00%  |
| 2015        | 0.17 | 0.18 | 8.17 | 0.12 | 0.19 | 0.18 | 8.21 | 8.18 | 8.18 | 8.18 | 0.18 | 8.23 | 0.23   | 0.00%  |
| 2016        | 0.17 | 0.18 | 8.17 | 0.12 | 0.19 | 0.18 | 0.21 | 0.19 | 8.18 | 8.18 | 0.18 | 8.23 | 0.23   | 0.00%  |
| 2017        | 8.17 | 0.18 | 8.17 | 0.12 | 0.19 | 0.18 | 0.21 | 8.18 | 8.18 | 8.18 | 0.18 | 8.23 | 0.23   | 0.00%  |
| 2018        | 0.17 | 8.18 | 8.17 | 0.12 | 0.18 | 0.18 | 0.21 | 8.18 | 8.18 | 8.18 | 0.18 | 8.23 | 0.23   | 0.00%  |
| 2018        | 0.17 | 8.18 | 8.17 | 8.12 | 0.18 | 8.18 | 0.21 | 8.18 | 8.18 | 8.18 | 0.18 | 8.23 | 0.23   | 0.00%  |
| 2028        | 0.17 | 8.18 | 8.17 | 0.12 | 0.18 | 0.18 | 0.21 | 8.18 | 8.18 | 8.18 | 0.18 | 8.23 | 0.23   | 0.00%  |
| 2021        | 0.17 | 8.18 | 8.17 | 0.12 | 0.18 | 0.18 | 0.21 | 8.18 | 8.18 | 8.18 | 0.18 | 8.23 | 0.23   | 0.00%  |
| 2022        | 0.17 | 8.18 | 8.17 | 0.12 | 0.19 | 8.18 | 0.21 | 8.18 | 8.18 | 8.18 | 0.18 | 8.23 | 0.23   | 0.00%  |
| 2023        | 0.17 | 8.18 | 8.17 | 0.12 | 0.19 | 8.18 | 8.21 | 8.18 | 8.18 | 8.18 | 0.18 | 8.23 | 0.23   | 0.00%  |
| 2024        | 0.17 | 8.18 | 8.17 | 0.12 | 0.18 | 8.18 | 0.21 | 8.18 | 8.18 | 8.18 | 0.18 | 8.23 | 0.23   | 0.00%  |
| 2026        | 8.18 | 8.18 | 8.17 | 0.12 | 0.18 | 8.18 | 8.21 | 8.18 | 8.18 | 8.18 | 0.18 | 8.23 | 0.23   | 0.00%  |
| 2028        | 0.17 | 8.18 | 8.17 | 0.12 | 0.19 | 8.18 | 0.21 | 8.18 | 8.18 | 8.18 | 0.18 | 8.23 | 0.23   | 0.00%  |
| 2027        | 0.17 | 8.18 | 8.17 | 0.12 | 0.19 | 8.18 | 0.21 | 8.18 | 8.18 | 8.18 | 0.18 | 8.23 | 0.23   | 0.00%  |
| 2028        | 0.17 | 8.18 | 8.17 | 8.12 | 0.18 | 8.18 | 0.21 | 8.19 | 8.18 | 8.19 | 0.18 | 8.23 | 0.23   | 0.00%  |
| 2028        | 8.17 | 8.18 | 8.17 | 8.12 | 0.18 | 8.18 | 0.21 | 8.19 | 8.18 | 8.19 | 0.18 | 8.23 | 8.23   | 0.00%  |
| 2038        | 8.17 | 8.18 | 8.17 | 8.12 | 0.18 | 8.18 | 0.21 | 8.19 | 8.18 | 8.19 | 0.18 | 8.23 | 8.23   | 0.00%  |
| 2031        | 8.17 | 8.18 | 8.17 | 8.12 | 0.19 | 8.19 | 0.21 | 8.19 | 8.18 | 8.19 | 0.18 | 8.23 | 8.23   | 0.00%  |
| 2032        | 8.17 | 8.19 | 8.17 | 8.12 | 0.19 | 8.19 | 0.21 | 8.19 | 8.18 | 8.19 | 0.18 | 8.23 | 8.23   | 0.00%  |
| 2033        | 0.17 | 8.19 | 8.17 | 8.12 | 0.19 | 8.19 | 8.21 | 8.19 | 8.18 | 8.19 | 0.18 | 8.23 | 8.23   | 0.00%  |

| 99 BETHANIA | ENE  | FEB  | MAR  | ABR  | MAY  | JUN  | JUL  | AGO  | SET  | OCT  | NOV  | DIC  | Máxima | TASA % |
|-------------|------|------|------|------|------|------|------|------|------|------|------|------|--------|--------|
| 2013        | 8.16 | 8.15 | 0.16 | 0.18 | 0.16 | 8.16 | 8.14 | 8.16 | 8.18 | 0.17 | 8.19 | 0.17 | 8.18   | —      |
| 2014        | 8.16 | 8.15 | 0.16 | 8.19 | 0.16 | 8.16 | 8.14 | 8.16 | 8.18 | 0.17 | 8.19 | 0.17 | 8.18   | 0.80%  |
| 2015        | 8.16 | 8.15 | 0.16 | 8.16 | 0.16 | 8.16 | 8.14 | 8.19 | 8.19 | 0.17 | 8.18 | 0.17 | 8.18   | 0.80%  |
| 2016        | 8.16 | 8.14 | 0.16 | 8.16 | 0.18 | 8.19 | 8.14 | 8.19 | 8.16 | 0.17 | 8.18 | 0.17 | 8.16   | 0.60%  |
| 2017        | 8.16 | 8.15 | 0.16 | 8.19 | 8.18 | 8.19 | 8.14 | 8.16 | 8.16 | 0.17 | 8.19 | 0.17 | 8.18   | 0.80%  |
| 2018        | 8.16 | 8.15 | 0.16 | 8.19 | 8.18 | 8.19 | 8.14 | 8.18 | 8.16 | 0.17 | 8.18 | 0.17 | 8.19   | 0.80%  |
| 2019        | 8.16 | 8.15 | 8.16 | 8.18 | 0.16 | 8.18 | 8.14 | 8.18 | 8.19 | 0.17 | 8.19 | 0.17 | 8.19   | 0.80%  |
| 2820        | 8.16 | 8.14 | 0.18 | 8.18 | 0.18 | 8.18 | 8.14 | 8.16 | 8.18 | 0.17 | 8.19 | 0.17 | 8.18   | 8.80%  |
| 2021        | 8.16 | 8.15 | 8.16 | 8.18 | 8.18 | 8.18 | 8.14 | 8.18 | 8.16 | 0.17 | 8.18 | 0.17 | 8.18   | 8.80%  |
| 2022        | 8.16 | 8.15 | 0.16 | 8.18 | 8.18 | 8.18 | 8.14 | 8.18 | 8.16 | 0.17 | 8.19 | 0.17 | 8.18   | 8.80%  |
| 2023        | 8.16 | 8.15 | 0.16 | 8.18 | 8.18 | 8.18 | 8.14 | 8.18 | 8.16 | 0.17 | 8.18 | 0.17 | 8.19   | 8.80%  |
| 2024        | 8.16 | 8.14 | 0.16 | 8.18 | 8.18 | 8.18 | 8.14 | 8.18 | 8.18 | 0.17 | 8.19 | 0.17 | 8.19   | 8.80%  |
| 2826        | 8.16 | 8.15 | 0.16 | 8.18 | 8.18 | 8.18 | 8.14 | 8.18 | 8.19 | 0.17 | 8.19 | 0.17 | 8.19   | 8.80%  |
| 2828        | 8.16 | 8.15 | 0.16 | 8.18 | 8.18 | 8.18 | 8.14 | 8.18 | 8.18 | 0.17 | 8.19 | 0.17 | 8.19   | 8.80%  |
| 2827        | 8.16 | 8.15 | 0.16 | 8.18 | 8.18 | 8.18 | 8.14 | 8.18 | 8.19 | 0.17 | 8.19 | 0.17 | 8.19   | 8.80%  |
| 2828        | 8.16 | 8.14 | 8.16 | 8.18 | 8.18 | 8.19 | 8.14 | 8.19 | 8.19 | 0.17 | 8.19 | 0.17 | 8.19   | 8.80%  |
| 2829        | 8.16 | 8.15 | 8.18 | 8.19 | 8.18 | 0.18 | 8.14 | 0.18 | 8.16 | 0.17 | 8.19 | 0.17 | 8.18   | 8.80%  |
| 2830        | 8.16 | 8.15 | 8.18 | 8.19 | 8.18 | 8.18 | 8.14 | 0.18 | 8.16 | 0.17 | 8.19 | 0.17 | 8.18   | 8.80%  |
| 2831        | 8.16 | 0.15 | 8.18 | 8.18 | 8.18 | 0.18 | 8.14 | 0.18 | 8.16 | 0.17 | 8.19 | 0.17 | 8.18   | 8.80%  |
| 2832        | 8.16 | 0.14 | 8.18 | 8.18 | 8.18 | 0.18 | 8.14 | 0.18 | 8.19 | 0.17 | 8.18 | 0.17 | 8.18   | 8.80   |

**Tabla #45 (Continuación 4)**  
**PRONÓSTICO ANUAL Y MENSUAL DE LA DEMANDA MÁXIMA DE GENERACIÓN**  
**COINCIDENTE DE LOS AGENTES CONSUMIDORES (MW)**

| # COLMAR | ENE  | FEB  | MAR  | ABR  | MAY  | JUN  | JUL  | AGO  | SET  | OCT  | NOV  | DIC  | Máxima | TASA % |
|----------|------|------|------|------|------|------|------|------|------|------|------|------|--------|--------|
| 2013     | 6.19 | 6.19 | 6.20 | 6.26 | 6.21 | 6.21 | 6.21 | 6.21 | 6.21 | 6.22 | 6.19 | 6.22 | 6.22   | 6.66%  |
| 2014     | 6.19 | 6.19 | 6.20 | 6.20 | 6.21 | 6.21 | 6.21 | 6.21 | 6.21 | 6.22 | 6.19 | 6.22 | 6.22   | 6.66%  |
| 2015     | 6.19 | 6.19 | 6.26 | 6.26 | 6.21 | 6.21 | 6.21 | 6.21 | 6.21 | 6.22 | 6.19 | 6.22 | 6.22   | 6.66%  |
| 2816     | 6.19 | 6.19 | 6.26 | 6.20 | 6.21 | 6.21 | 6.21 | 6.21 | 6.21 | 6.22 | 6.19 | 6.22 | 6.22   | 6.66%  |
| 2817     | 0.19 | 0.19 | 6.26 | 6.20 | 6.21 | 6.21 | 6.21 | 6.21 | 6.21 | 6.22 | 6.19 | 6.22 | 6.22   | 6.66%  |
| 2818     | 6.19 | 6.19 | 6.26 | 6.20 | 6.21 | 6.21 | 6.21 | 6.21 | 6.21 | 6.22 | 6.19 | 6.22 | 6.22   | 6.66%  |
| 2819     | 6.19 | 6.19 | 6.26 | 6.20 | 6.21 | 6.21 | 6.21 | 6.21 | 6.21 | 6.22 | 6.19 | 6.22 | 6.22   | 6.66%  |
| 2820     | 6.19 | 6.19 | 6.26 | 6.20 | 6.21 | 6.21 | 6.21 | 6.21 | 6.21 | 6.22 | 6.19 | 6.22 | 6.22   | 6.66%  |
| 2821     | 6.19 | 6.19 | 6.26 | 6.20 | 6.21 | 6.21 | 6.21 | 6.21 | 6.21 | 6.22 | 6.19 | 6.22 | 6.22   | 6.66%  |
| 2822     | 6.18 | 6.19 | 6.26 | 6.20 | 6.21 | 6.21 | 6.21 | 6.21 | 6.21 | 6.22 | 6.19 | 6.22 | 6.22   | 6.66%  |
| 2823     | 6.18 | 6.19 | 6.26 | 6.20 | 6.21 | 6.21 | 6.21 | 6.21 | 6.21 | 6.22 | 6.19 | 6.22 | 6.22   | 6.66%  |
| 2824     | 6.19 | 6.16 | 6.26 | 6.20 | 6.21 | 6.21 | 6.21 | 6.21 | 6.21 | 6.22 | 6.18 | 6.22 | 6.22   | 6.00%  |
| 2025     | 6.19 | 6.19 | 6.26 | 6.26 | 6.21 | 6.21 | 6.21 | 6.21 | 6.21 | 6.22 | 6.18 | 6.22 | 6.22   | 6.00%  |
| 2026     | 9.19 | 6.19 | 6.26 | 6.20 | 6.21 | 6.21 | 6.21 | 6.21 | 6.21 | 6.22 | 0.19 | 6.22 | 6.22   | 0.00%  |
| 2027     | 6.19 | 9.19 | 0.26 | 6.26 | 6.21 | 6.21 | 6.21 | 6.21 | 6.21 | 6.22 | 6.19 | 6.22 | 6.22   | 6.00%  |
| 2028     | 6.19 | 6.18 | 6.20 | 0.26 | 6.21 | 6.21 | 6.21 | 6.21 | 6.21 | 6.22 | 6.19 | 6.22 | 6.22   | 6.00%  |
| 2029     | 6.19 | 6.18 | 6.20 | 0.26 | 6.21 | 6.21 | 6.21 | 6.21 | 6.21 | 6.22 | 6.18 | 6.22 | 6.22   | 6.00%  |
| 2030     | 0.19 | 0.16 | 6.20 | 6.26 | 6.21 | 6.21 | 6.21 | 6.21 | 6.21 | 6.22 | 6.18 | 6.22 | 6.22   | 6.00%  |
| 2831     | 0.19 | 6.18 | 6.26 | 6.26 | 6.21 | 6.21 | 6.21 | 6.21 | 6.21 | 6.22 | 0.19 | 6.22 | 6.22   | 6.00%  |
| 2832     | 0.19 | 6.18 | 6.26 | 6.20 | 6.21 | 6.21 | 6.21 | 6.21 | 6.21 | 6.22 | 6.19 | 6.22 | 6.22   | 6.66%  |
| 2033     | 0.19 | 6.18 | 6.26 | 6.20 | 6.21 | 6.21 | 6.21 | 6.21 | 6.21 | 6.22 | 0.19 | 6.22 | 6.22   | 0.00%  |

| # BALBOA | ENE  | FEB  | MAR  | ABR  | MAY  | JUN  | JUL  | AGO  | SET  | OCT  | NOV  | DIC  | Máxima | TASA % |
|----------|------|------|------|------|------|------|------|------|------|------|------|------|--------|--------|
| 2813     | 0.15 | 0.15 | 0.16 | 0.16 | 0.16 | 0.16 | 0.16 | 0.16 | 0.16 | 0.16 | 0.13 | 0.16 | 0.16   | —      |
| 2014     | 6.16 | 6.15 | 6.15 | 0.16 | 0.16 | 0.16 | 0.16 | 0.16 | 0.15 | 0.16 | 0.13 | 0.16 | 0.16   | 0.00%  |
| 2015     | 0.15 | 6.15 | 6.16 | 6.16 | 6.16 | 6.16 | 6.16 | 6.16 | 6.15 | 6.16 | 6.13 | 6.16 | 6.16   | 6.66%  |
| 2016     | 6.15 | 6.14 | 6.15 | 0.16 | 0.16 | 0.16 | 0.16 | 0.15 | 6.16 | 6.15 | 6.13 | 6.16 | 6.16   | 6.00%  |
| 2017     | 6.15 | 0.15 | 0.16 | 0.16 | 6.16 | 6.16 | 6.16 | 6.16 | 6.15 | 6.16 | 6.13 | 6.16 | 6.16   | 6.00%  |
| 2018     | 6.15 | 6.15 | 6.19 | 6.16 | 6.16 | 6.16 | 6.16 | 6.16 | 6.16 | 6.16 | 6.13 | 6.16 | 6.16   | 6.00%  |
| 2019     | 6.15 | 6.15 | 6.16 | 6.16 | 6.16 | 6.16 | 6.16 | 6.15 | 6.16 | 6.15 | 6.13 | 6.16 | 6.16   | 6.00%  |
| 2020     | 6.15 | 6.15 | 6.16 | 6.16 | 6.16 | 6.16 | 6.16 | 6.15 | 6.16 | 6.15 | 6.13 | 6.16 | 6.16   | 6.00%  |
| 2021     | 6.15 | 6.15 | 6.16 | 6.16 | 6.16 | 6.16 | 6.16 | 6.15 | 6.16 | 6.15 | 6.13 | 6.16 | 6.16   | 6.00%  |
| 2022     | 6.15 | 6.15 | 6.16 | 6.16 | 6.16 | 6.16 | 6.16 | 6.15 | 6.16 | 6.15 | 6.13 | 6.16 | 6.16   | 6.00%  |
| 2023     | 6.15 | 6.15 | 6.16 | 6.16 | 6.16 | 6.16 | 6.16 | 6.15 | 6.16 | 6.15 | 6.13 | 6.16 | 6.16   | 6.00%  |
| 2024     | 6.15 | 6.15 | 6.16 | 6.16 | 6.16 | 6.16 | 6.16 | 6.15 | 6.16 | 6.15 | 6.13 | 6.16 | 6.16   | 6.00%  |
| 2025     | 6.15 | 6.15 | 6.16 | 6.16 | 6.16 | 6.16 | 6.16 | 6.15 | 6.16 | 6.15 | 6.13 | 6.16 | 6.16   | 6.00%  |
| 2026     | 6.15 | 6.15 | 6.16 | 6.16 | 6.16 | 6.16 | 6.16 | 6.15 | 6.16 | 6.15 | 6.13 | 6.16 | 6.16   | 6.00%  |
| 2827     | 6.15 | 6.15 | 6.16 | 0.19 | 6.16 | 6.16 | 6.16 | 6.15 | 6.16 | 6.15 | 6.13 | 6.16 | 6.16   | 6.66%  |
| 2828     | 0.15 | 6.14 | 6.16 | 0.16 | 6.16 | 6.16 | 6.16 | 6.15 | 6.16 | 6.15 | 6.13 | 6.16 | 6.16   | 6.00%  |
| 2829     | 6.15 | 6.15 | 6.16 | 0.16 | 6.16 | 6.16 | 6.16 | 6.15 | 6.16 | 6.15 | 6.13 | 6.16 | 6.16   | 6.00%  |
| 2830     | 6.16 | 0.15 | 6.16 | 6.16 | 6.16 | 6.16 | 6.16 | 6.15 | 6.16 | 6.15 | 6.13 | 6.10 | 6.16   | 0.66%  |
| 2831     | 0.15 | 0.15 | 6.16 | 6.16 | 0.16 | 0.16 | 0.16 | 0.16 | 6.15 | 6.15 | 0.13 | 6.16 | 6.16   | 0.66%  |
| 2832     | 0.15 | 0.14 | 0.10 | 6.16 | 6.16 | 6.16 | 6.16 | 6.15 | 6.16 | 6.15 | 6.13 | 6.16 | 6.16   | 6.66%  |
| 2833     | 6.16 | 6.15 | 6.16 | 6.16 | 6.16 | 6.16 | 6.16 | 6.16 | 6.16 | 6.16 | 6.13 | 6.16 | 6.16   | 6.66%  |

| # CORONADO | ENE  | FEB  | MAR  | ABR  | MAY  | JUN  | JUL  | AGO  | SET  | OCT  | NOV  | DIC  | Máxima | TASA % |
|------------|------|------|------|------|------|------|------|------|------|------|------|------|--------|--------|
| 2813       | 6.21 | 6.20 | 6.21 | 6.17 | 6.16 | 6.17 | 6.17 | 6.16 | 6.20 | 6.16 | 6.19 | 0.16 | 6.21   | —      |
| 2814       | 6.21 | 6.20 | 6.21 | 6.17 | 6.16 | 6.17 | 6.17 | 6.19 | 6.20 | 6.16 | 6.19 | 6.16 | 6.21   | 6.66%  |
| 2015       | 0.21 | 0.20 | 6.21 | 6.17 | 0.16 | 6.17 | 6.17 | 6.19 | 6.20 | 6.16 | 6.19 | 6.16 | 6.21   | 6.66%  |
| 2016       | 6.21 | 6.19 | 6.21 | 6.17 | 6.16 | 6.17 | 6.17 | 6.16 | 6.26 | 6.16 | 0.19 | 6.16 | 6.21   | 6.66%  |
| 2017       | 6.21 | 6.20 | 6.21 | 0.17 | 0.16 | 6.17 | 0.17 | 6.16 | 6.26 | 0.16 | 0.19 | 0.16 | 6.21   | 6.66%  |
| 2018       | 6.21 | 0.20 | 6.21 | 6.17 | 6.19 | 6.17 | 6.17 | 6.19 | 6.26 | 0.16 | 6.19 | 0.16 | 6.21   | 6.00%  |
| 2019       | 6.21 | 6.20 | 6.21 | 6.17 | 6.19 | 6.17 | 6.17 | 6.16 | 6.26 | 0.16 | 6.16 | 6.16 | 6.21   | 6.00%  |
| 2020       | 6.21 | 6.18 | 6.21 | 0.17 | 0.19 | 6.17 | 6.17 | 6.16 | 6.26 | 6.16 | 6.19 | 0.16 | 6.21   | 6.00%  |
| 2021       | 6.21 | 6.29 | 0.21 | 6.17 | 6.19 | 6.17 | 6.17 | 6.16 | 6.26 | 6.16 | 6.19 | 6.16 | 6.21   | 6.00%  |
| 2022       | 6.21 | 6.26 | 6.21 | 0.17 | 0.16 | 6.17 | 6.17 | 6.16 | 6.26 | 0.16 | 6.16 | 6.16 | 6.21   | 6.00%  |
| 2023       | 6.21 | 6.26 | 6.21 | 6.17 | 6.19 | 6.17 | 6.17 | 6.16 | 6.26 | 6.16 | 6.16 | 6.16 | 6.21   | 6.00%  |
| 2024       | 6.21 | 0.18 | 0.21 | 0.17 | 0.19 | 6.17 | 6.17 | 6.16 | 6.26 | 6.16 | 6.19 | 6.16 | 6.21   | 6.00%  |
| 2025       | 6.21 | 6.26 | 6.21 | 6.17 | 6.19 | 6.17 | 6.17 | 6.16 | 6.26 | 6.16 | 6.16 | 6.16 | 6.21   | 6.00%  |
| 2026       | 6.21 | 6.26 | 0.21 | 6.17 | 0.16 | 6.17 | 0.17 | 0.10 | 0.20 | 6.16 | 0.19 | 6.16 | 6.21   | 6.00%  |
| 2027       | 6.21 | 6.26 | 6.21 | 0.17 | 0.16 | 6.17 | 6.17 | 6.16 | 6.26 | 6.16 | 6.16 | 6.16 | 6.21   | 6.00%  |
| 2028       | 6.21 | 6.19 | 6.21 | 6.17 | 6.16 | 6.17 | 6.17 | 6.16 | 6.26 | 6.16 | 6.16 | 6.16 | 6.21   | 6.66%  |
| 2029       | 6.21 | 6.26 | 6.21 | 6.17 | 6.16 | 6.17 | 6.17 | 6.16 | 6.26 | 6.16 | 0.19 | 6.16 | 6.21   | 6.66%  |
| 2830       | 0.21 | 0.26 | 6.21 | 6.17 | 6.16 | 6.17 | 0.17 | 6.16 | 6.26 | 6.16 | 0.19 | 6.16 | 6.21   | 6.66%  |
| 2831       | 6.21 | 0.20 | 6.21 | 6.17 | 6.16 | 6.17 | 6.17 | 6.16 | 6.26 | 6.16 | 0.19 | 6.16 | 6.21   | 6.66%  |
| 2832       | 0.21 | 0.19 | 6.21 | 0.17 | 6.16 | 6.17 | 6.17 | 6.16 | 6.26 | 6.16 | 0.19 | 6.16 | 6.21   | 6.66%  |
| 2833       | 0.21 | 6.26 | 6.21 | 6.17 | 6.10 | 6.17 | 6.17 | 6.16 | 6.26 | 0.16 | 6.19 | 6.16 | 6.21   | 6.66%  |

| # ARRILIAN | ENE  | FEB  | MAR  | ABR  | MAY  | JUN  | JUL  | AGO  | SET  | OCT  | NOV  | DIC  | Máxima | TASA % |
|------------|------|------|------|------|------|------|------|------|------|------|------|------|--------|--------|
| 2813       | 6.29 | 0.29 | 0.26 | 0.27 | 0.25 | 0.25 | 6.25 | 6.29 | 6.29 | 6.29 | 6.29 | 6.26 | 6.29   | —      |
| 2814       | 6.29 | 6.28 | 6.29 | 6.27 | 6.25 | 6.25 | 6.25 | 6.29 | 6.29 | 6.29 | 6.29 | 6.26 | 6.29   | 6.66%  |
| 2815       | 6.28 | 6.29 | 6.26 | 6.27 | 6.25 | 6.25 | 6.25 | 6.29 | 6.29 | 6.29 | 6.26 | 6.26 | 6.29   | 9.90%  |
| 2816       | 6.28 | 6.27 | 6.26 | 6.27 | 6.25 | 6.25 | 6.25 | 6.29 | 6.29 | 6.29 | 6.26 | 6.26 | 6.29   | 6.66%  |
| 2017       | 6.28 | 6.26 | 6.26 | 6.27 | 6.25 | 6.25 | 6.25 | 6.29 | 6.29 | 6.29 | 6.26 | 6.26 | 6.29   | 6.66%  |
| 2018       | 6.28 | 6.28 | 6.29 | 6.27 | 6.25 | 6.25 | 6.25 | 6.29 | 6.29 | 6.29 | 6.26 | 6.26 | 6.29   | 6.66%  |
| 2019       | 0.29 | 6.26 | 0.26 | 6.27 | 0.25 | 0.25 | 0.25 | 0.29 | 6.29 | 6.29 | 6.26 | 6.26 | 6.29   | 6.00%  |
| 2020       | 6.29 | 6.27 | 6.26 | 6.27 | 6.25 | 6.25 | 6.25 | 6.29 | 6.29 | 6.29 | 6.26 | 6.26 | 6.29   | 6.66%  |
| 2021       | 6.28 | 6.28 | 6.26 | 6.27 | 6.25 | 6.25 | 6.25 | 6.29 | 6.29 | 6.29 | 6.26 | 6.26 | 6.29   | 6.66%  |
| 2022       | 6.28 | 6.28 | 6.26 | 6.27 | 6.25 | 6.25 | 6.25 | 6.29 | 6.29 | 6.29 | 6.26 | 6.26 | 6.29   | 6.00%  |
| 2023       | 0.28 | 6.26 | 6.26 | 6.27 | 6.25 | 6.25 | 6.25 | 6.29 | 6.29 | 6.29 | 6.26 | 6.26 | 6.29   | 6.00%  |
| 2024       | 6.29 | 6.27 | 6.28 | 6.27 | 6.25 | 6.25 | 6.25 | 6.29 | 6.29 | 6.29 | 6.26 | 6.26 | 6.29   | 6.00%  |
| 2025       | 6.29 | 6.28 | 0.29 | 6.27 | 6.25 | 6.25 | 6.25 | 6.29 | 6.29 | 6.29 | 6.26 | 6.26 | 6.29   | 6.00%  |
| 2026       | 0.28 | 6.20 | 6.29 | 6.27 | 6.25 | 6.25 | 6.25 | 6.29 | 6.29 | 6.29 | 6.26 | 6.26 | 6.29   | 6.00%  |
| 2027       | 6.29 | 6.28 | 0.26 | 6.27 | 6.25 | 6.25 | 6.25 | 6.29 | 6.29 | 6.29 | 6.26 | 6.26 | 6.29   | 6.00%  |
| 2028       | 0.29 | 6.27 | 6.26 | 6.27 | 6.25 | 6.25 | 6.25 | 6.29 | 6.29 | 6.29 | 6.26 | 6.26 | 6.29   | 6.00%  |
| 2029       | 6.29 | 6.28 | 0.29 | 6.27 | 6.25 | 6.25 | 6.25 | 6.29 | 6.29 | 6.29 | 6.26 | 6.26 | 6.29   | 6.00%  |
| 2031       | 0.29 | 6.28 | 0.29 | 6.27 | 6.25 | 6.25 | 6.25 | 6.29 | 6.29 | 6.29 | 6.26 | 6.26 | 6.29   | 6.00%  |
| 2032       | 6.29 | 6.27 | 6.29 | 0.27 | 0.25 | 6.25 | 6.25 | 6.29 | 6.29 | 6.29 | 6.26 | 6.26 | 6.29   | 6.00%  |
| 2033       | 0.29 | 0.26 | 0.29 | 0.27 | 6.25 | 6.25 | 6.25 | 6.29 | 6.29 | 6.29 | 6.26 | 6.26 | 6.29   | 6.00%  |

| # CENCAL | ENE | FEB | MAR | ABR | MAY |
|----------|-----|-----|-----|-----|-----|
|----------|-----|-----|-----|-----|-----|









### **Pérdidas Típicas de Punta.**

Los resultados de pérdidas mostrados en la tabla 46 del Informe Indicativo de Demandas 2013 – 2033 fueron sumados a la demanda máxima coincidente de los Participantes, descrita en el punto anterior. En la actualización de la tabla 47 se aprecian los resultados para el nuevo Participante Consumidor.



**Tabla #47 (Continuación 1)  
PRONÓSTICO ANUAL Y MENSUAL DE LA DEMANDA MAXIMA COINCIDENTE  
DE LOS PARTICIPANTES CONSUMIDORES MAS LAS PERDIDAS EN PUNTA (MW)**

12/14/2012 - 04:40 p.m.

| RKAMAR | ENE  | FEB  | MAR  | ABR  | MAY  | JUN  | JUL  | AGO  | SET  | OCT  | NOV  | DIC  | Máxima | TASA % |
|--------|------|------|------|------|------|------|------|------|------|------|------|------|--------|--------|
| 2013   | 0.71 | 0.68 | 0.66 | 0.64 | 0.70 | 0.66 | 0.66 | 0.78 | 0.88 | 0.71 | 0.66 | 0.71 | 0.71   | —      |
| 2014   | 0.71 | 0.68 | 0.66 | 0.63 | 0.70 | 0.66 | 0.66 | 0.68 | 0.67 | 0.71 | 0.69 | 0.71 | 0.71   | -0.51% |
| 2015   | 0.71 | 0.68 | 0.66 | 0.63 | 0.70 | 0.66 | 0.69 | 0.78 | 0.88 | 0.71 | 0.69 | 0.71 | 0.71   | 0.27%  |
| 2016   | 0.70 | 0.65 | 0.65 | 0.63 | 0.68 | 0.66 | 0.69 | 0.69 | 0.67 | 0.71 | 0.69 | 0.71 | 0.71   | -0.52% |
| 2017   | 0.70 | 0.67 | 0.65 | 0.63 | 0.69 | 0.66 | 0.69 | 0.69 | 0.67 | 0.71 | 0.69 | 0.71 | 0.71   | 0.80%  |
| 2018   | 0.70 | 0.67 | 0.66 | 0.62 | 0.68 | 0.69 | 0.68 | 0.69 | 0.67 | 0.71 | 0.68 | 0.71 | 0.71   | 0.17%  |
| 2019   | 0.70 | 0.67 | 0.66 | 0.62 | 0.68 | 0.69 | 0.69 | 0.69 | 0.67 | 0.71 | 0.68 | 0.71 | 0.71   | 0.00%  |
| 2020   | 0.70 | 0.65 | 0.65 | 0.62 | 0.68 | 0.69 | 0.69 | 0.69 | 0.67 | 0.71 | 0.69 | 0.71 | 0.71   | 0.00%  |
| 2021   | 0.70 | 0.67 | 0.65 | 0.63 | 0.68 | 0.69 | 0.69 | 0.69 | 0.67 | 0.71 | 0.68 | 0.71 | 0.71   | -0.54% |
| 2022   | 0.78 | 0.57 | 0.65 | 0.63 | 0.66 | 0.69 | 0.68 | 0.68 | 0.67 | 0.71 | 0.68 | 0.71 | 0.71   | 0.00%  |
| 2023   | 0.78 | 0.67 | 0.65 | 0.63 | 0.68 | 0.69 | 0.68 | 0.69 | 0.67 | 0.71 | 0.68 | 0.71 | 0.71   | 0.00%  |
| 2024   | 0.70 | 0.65 | 0.65 | 0.63 | 0.68 | 0.69 | 0.68 | 0.69 | 0.67 | 0.71 | 0.68 | 0.71 | 0.71   | 0.00%  |
| 2025   | 0.79 | 0.67 | 0.65 | 0.63 | 0.68 | 0.69 | 0.68 | 0.68 | 0.67 | 0.71 | 0.66 | 0.71 | 0.71   | 0.00%  |
| 2026   | 0.70 | 0.57 | 0.65 | 0.63 | 0.68 | 0.69 | 0.68 | 0.69 | 0.67 | 0.71 | 0.66 | 0.71 | 0.71   | 0.00%  |
| 2027   | 0.78 | 0.67 | 0.65 | 0.63 | 0.68 | 0.69 | 0.68 | 0.68 | 0.67 | 0.71 | 0.68 | 0.71 | 0.71   | 0.00%  |
| 2028   | 0.70 | 0.65 | 0.65 | 0.63 | 0.68 | 0.69 | 0.68 | 0.69 | 0.67 | 0.71 | 0.68 | 0.71 | 0.71   | 0.00%  |
| 2029   | 0.70 | 0.67 | 0.65 | 0.63 | 0.68 | 0.69 | 0.68 | 0.68 | 0.67 | 0.71 | 0.68 | 0.71 | 0.71   | 0.08%  |
| 2030   | 0.70 | 0.67 | 0.65 | 0.63 | 0.68 | 0.69 | 0.68 | 0.68 | 0.67 | 0.71 | 0.68 | 0.71 | 0.71   | 0.00%  |
| 2031   | 0.70 | 0.67 | 0.65 | 0.63 | 0.68 | 0.69 | 0.68 | 0.68 | 0.67 | 0.71 | 0.68 | 0.71 | 0.71   | 0.00%  |
| 2032   | 0.70 | 0.65 | 0.65 | 0.63 | 0.68 | 0.69 | 0.68 | 0.68 | 0.67 | 0.71 | 0.68 | 0.71 | 0.71   | 0.00%  |
| 2033   | 0.70 | 0.67 | 0.65 | 0.63 | 0.68 | 0.69 | 0.68 | 0.69 | 0.67 | 0.71 | 0.68 | 0.71 | 0.71   | 0.08%  |

| BPARK | ENE  | FEB  | MAR  | ABR  | MAY  | JUN  | JUL  | AGO  | SET  | OCT  | NOV  | DIC  | Máxima | TASA % |
|-------|------|------|------|------|------|------|------|------|------|------|------|------|--------|--------|
| 2013  | 2.65 | 2.47 | 2.53 | 2.54 | 2.79 | 2.68 | 2.66 | 2.51 | 2.50 | 2.50 | 2.85 | 2.68 | 2.78   | —      |
| 2014  | 2.47 | 2.47 | 2.53 | 2.54 | 2.79 | 2.78 | 2.78 | 2.53 | 2.52 | 2.53 | 2.87 | 2.67 | 2.79   | 0.80%  |
| 2015  | 2.69 | 2.50 | 2.56 | 2.58 | 2.83 | 2.78 | 2.77 | 2.56 | 2.56 | 2.56 | 2.71 | 2.71 | 2.83   | 1.37%  |
| 2016  | 2.69 | 2.42 | 2.57 | 2.56 | 2.64 | 2.80 | 2.76 | 2.58 | 2.57 | 2.57 | 2.72 | 2.72 | 2.84   | 0.11%  |
| 2017  | 2.69 | 2.51 | 2.57 | 2.56 | 2.64 | 2.80 | 2.76 | 2.58 | 2.57 | 2.57 | 2.72 | 2.72 | 2.84   | 0.00%  |
| 2018  | 2.69 | 2.51 | 2.57 | 2.56 | 2.63 | 2.80 | 2.76 | 2.58 | 2.57 | 2.57 | 2.73 | 2.72 | 2.83   | -0.10% |
| 2019  | 2.69 | 2.51 | 2.57 | 2.56 | 2.63 | 2.86 | 2.76 | 2.58 | 2.57 | 2.57 | 2.73 | 2.72 | 2.83   | 0.80%  |
| 2020  | 2.69 | 2.42 | 2.57 | 2.56 | 2.93 | 2.99 | 2.78 | 2.58 | 2.57 | 2.57 | 2.73 | 2.72 | 2.83   | 0.00%  |
| 2021  | 2.69 | 2.51 | 2.57 | 2.56 | 2.64 | 2.78 | 2.77 | 2.57 | 2.56 | 2.58 | 2.71 | 2.71 | 2.84   | 0.22%  |
| 2022  | 2.69 | 2.51 | 2.57 | 2.56 | 2.64 | 2.76 | 2.77 | 2.57 | 2.56 | 2.58 | 2.71 | 2.71 | 2.84   | 0.80%  |
| 2023  | 2.69 | 2.51 | 2.57 | 2.56 | 2.64 | 2.78 | 2.77 | 2.57 | 2.56 | 2.58 | 2.71 | 2.71 | 2.84   | 0.00%  |
| 2024  | 2.68 | 2.42 | 2.67 | 2.56 | 2.64 | 2.78 | 2.77 | 2.57 | 2.56 | 2.58 | 2.71 | 2.71 | 2.84   | 0.00%  |
| 2025  | 2.68 | 2.51 | 2.57 | 2.56 | 2.64 | 2.79 | 2.77 | 2.57 | 2.56 | 2.58 | 2.71 | 2.71 | 2.84   | 0.00%  |
| 2026  | 2.69 | 2.51 | 2.57 | 2.56 | 2.64 | 2.79 | 2.77 | 2.57 | 2.56 | 2.58 | 2.71 | 2.71 | 2.84   | 0.00%  |
| 2027  | 2.68 | 2.51 | 2.57 | 2.56 | 2.64 | 2.79 | 2.77 | 2.57 | 2.56 | 2.58 | 2.71 | 2.71 | 2.84   | 0.00%  |
| 2028  | 2.68 | 2.42 | 2.57 | 2.56 | 2.64 | 2.79 | 2.77 | 2.57 | 2.56 | 2.58 | 2.71 | 2.71 | 2.84   | 0.00%  |
| 2029  | 2.68 | 2.51 | 2.57 | 2.56 | 2.64 | 2.79 | 2.77 | 2.57 | 2.56 | 2.58 | 2.71 | 2.71 | 2.84   | 0.00%  |
| 2030  | 2.69 | 2.51 | 2.57 | 2.56 | 2.64 | 2.79 | 2.77 | 2.57 | 2.56 | 2.58 | 2.71 | 2.71 | 2.84   | 0.00%  |
| 2031  | 2.68 | 2.51 | 2.57 | 2.56 | 2.64 | 2.79 | 2.77 | 2.57 | 2.56 | 2.58 | 2.71 | 2.71 | 2.84   | 0.00%  |
| 2032  | 2.68 | 2.42 | 2.57 | 2.56 | 2.64 | 2.79 | 2.77 | 2.57 | 2.56 | 2.58 | 2.71 | 2.71 | 2.84   | 0.00%  |
| 2033  | 2.68 | 2.51 | 2.57 | 2.56 | 2.64 | 2.79 | 2.77 | 2.57 | 2.56 | 2.58 | 2.71 | 2.71 | 2.84   | 0.00%  |

| CEMEX | ENE   | FEB   | MAR   | ABR   | MAY   | JUN   | JUL   | AGO   | SET   | OCT   | NOV   | DIC   | Máxima | TASA % |
|-------|-------|-------|-------|-------|-------|-------|-------|-------|-------|-------|-------|-------|--------|--------|
| 2013  | 24.74 | 23.84 | 23.20 | 20.16 | 17.58 | 19.92 | 20.27 | 21.41 | 16.05 | 26.07 | 23.82 | 24.66 | 25.07  | —      |
| 2014  | 24.74 | 23.04 | 23.19 | 20.16 | 17.58 | 20.40 | 20.84 | 21.61 | 16.18 | 25.26 | 23.83 | 24.82 | 25.29  | 0.90%  |
| 2015  | 25.07 | 26.35 | 23.51 | 20.43 | 17.61 | 20.69 | 20.90 | 21.69 | 15.38 | 25.61 | 24.13 | 25.14 | 25.61  | 1.26%  |
| 2016  | 25.09 | 23.37 | 23.52 | 20.46 | 17.63 | 20.75 | 20.99 | 21.66 | 16.47 | 25.73 | 24.24 | 25.25 | 25.73  | 0.45%  |
| 2017  | 25.33 | 23.59 | 23.75 | 20.85 | 18.09 | 20.85 | 21.16 | 21.75 | 16.63 | 25.97 | 24.47 | 25.49 | 25.97  | 0.45%  |
| 2018  | 25.55 | 23.79 | 23.95 | 20.82 | 18.15 | 21.10 | 21.43 | 22.44 | 16.81 | 26.27 | 24.75 | 25.76 | 26.27  | 1.13%  |
| 2019  | 26.08 | 26.15 | 26.33 | 22.89 | 18.85 | 23.28 | 23.55 | 24.66 | 18.48 | 28.57 | 27.20 | 28.33 | 28.87  | 8.91%  |
| 2020  | 28.08 | 28.15 | 28.33 | 22.86 | 18.85 | 26.28 | 23.55 | 24.58 | 18.48 | 28.57 | 27.20 | 28.33 | 28.87  | 0.00%  |
| 2021  | 28.14 | 28.21 | 28.38 | 22.84 | 20.00 | 26.16 | 23.43 | 24.53 | 18.38 | 28.71 | 27.05 | 28.18 | 28.71  | -0.54% |
| 2022  | 28.14 | 28.21 | 28.38 | 22.84 | 20.00 | 23.18 | 23.43 | 24.53 | 18.38 | 28.71 | 27.05 | 28.18 | 28.71  | 0.00%  |
| 2023  | 28.14 | 28.21 | 28.38 | 22.84 | 20.00 | 23.16 | 23.43 | 24.53 | 18.38 | 28.71 | 27.05 | 28.18 | 28.71  | 6.00%  |
| 2024  | 28.14 | 28.21 | 28.38 | 22.84 | 20.00 | 23.16 | 23.43 | 24.53 | 18.38 | 28.71 | 27.05 | 28.18 | 28.71  | 0.00%  |
| 2025  | 28.14 | 28.21 | 28.38 | 22.84 | 20.00 | 26.16 | 23.43 | 24.53 | 18.38 | 28.71 | 27.05 | 28.18 | 28.71  | 6.00%  |
| 2026  | 28.14 | 28.21 | 28.38 | 22.84 | 20.88 | 23.16 | 23.43 | 24.53 | 18.38 | 28.71 | 27.05 | 28.18 | 28.71  | 0.00%  |
| 2027  | 28.14 | 28.21 | 28.38 | 22.84 | 20.00 | 23.16 | 23.43 | 24.53 | 18.38 | 28.71 | 27.05 | 28.18 | 28.71  | 8.00%  |
| 2028  | 28.14 | 28.21 | 28.38 | 22.84 | 20.00 | 23.16 | 23.43 | 24.53 | 18.38 | 28.71 | 27.05 | 28.18 | 28.71  | 9.00%  |
| 2029  | 28.14 | 28.21 | 28.38 | 22.84 | 20.99 | 23.16 | 23.43 | 24.53 | 18.38 | 28.71 | 27.05 | 28.18 | 28.71  | 0.00%  |
| 2030  | 28.14 | 28.21 | 28.38 | 22.84 | 20.00 | 23.16 | 23.43 | 24.53 | 18.38 | 28.71 | 27.05 | 28.18 | 28.71  | 0.00%  |
| 2031  | 28.14 | 28.21 | 28.38 | 22.84 | 20.00 | 23.16 | 23.43 | 24.53 | 18.38 | 28.71 | 27.05 | 28.18 | 28.71  | 0.00%  |
| 2032  | 28.14 | 28.21 | 28.38 | 22.84 | 20.80 | 23.16 | 23.43 | 24.53 | 18.38 | 28.71 | 27.05 | 28.18 | 28.71  | 0.00%  |
| 2033  | 28.14 | 28.21 | 28.38 | 22.84 | 20.80 | 23.16 | 23.43 | 24.53 | 18.38 | 28.71 | 27.05 | 28.18 | 28.71  | 0.00%  |

| 99 CABIMA | ENE  | FEB  | MAR  | ABR  | MAY  | JUN  | JUL  | AGO  | SET  | OCT  | NOV  | DIC  | Máxima | TASA % |
|-----------|------|------|------|------|------|------|------|------|------|------|------|------|--------|--------|
| 2013      | 0.27 | 0.28 | 0.26 | 0.27 | 0.25 | 0.27 | 0.29 | 0.28 | 0.23 | 0.29 | 0.26 | 0.26 | 0.26   | —      |
| 2014      | 0.28 | 0.28 | 0.29 | 0.26 | 0.25 | 0.27 | 0.30 | 0.26 | 0.23 | 0.29 | 0.26 | 0.26 | 0.30   | 0.82%  |
| 2015      | 0.27 | 0.28 | 0.29 | 0.28 | 0.25 | 0.27 | 0.30 | 0.26 | 0.23 | 0.29 | 0.26 | 0.26 | 0.30   | 8.27%  |
| 2016      | 0.29 | 0.28 | 0.29 | 0.29 | 0.24 | 0.27 | 0.30 | 0.26 | 0.26 | 0.29 | 0.26 | 0.26 | 0.30   | -0.52% |
| 2017      | 0.29 | 0.28 | 0.29 | 0.29 | 0.24 | 0.27 | 0.30 | 0.26 | 0.26 | 0.29 | 0.26 | 0.26 | 0.30   | 0.06%  |
| 2018      | 0.28 | 0.28 | 0.28 | 0.28 | 0.24 | 0.27 | 0.30 | 0.26 | 0.23 | 0.29 | 0.26 | 0.26 | 0.30   | 0.17%  |
| 2019      | 0.28 | 0.28 | 0.28 | 0.28 | 0.24 | 0.27 | 0.30 | 0.26 | 0.23 | 0.29 | 0.26 | 0.26 | 0.30   | 6.00%  |
| 2020      | 0.28 | 0.28 | 0.28 | 0.28 | 0.24 | 0.27 | 0.30 | 0.26 | 0.23 | 0.29 | 0.26 | 0.26 | 0.30   | 0.00%  |
| 2021      | 0.29 | 0.28 | 0.28 | 0.28 | 0.24 | 0.27 | 0.30 | 0.26 | 0.23 | 0.29 | 0.26 | 0.26 | 0.30   | -0.54% |
| 2022      | 0.28 | 0.28 | 0.28 | 0.28 | 0.24 | 0.27 | 0.29 | 0.28 | 0.23 | 0.29 | 0.26 | 0.26 | 0.30   | 0.00%  |
| 2023      | 0.28 | 0.28 | 0.28 | 0.28 | 0.24 | 0.27 | 0.29 | 0.28 | 0.23 | 0.29 | 0.26 | 0.26 | 0.30   | 0.80%  |
| 2024      | 0.28 | 0.28 | 0.28 | 0.28 | 0.24 | 0.27 | 0.29 | 0.28 | 0.23 | 0.29 | 0.26 | 0.26 | 0.30   | 0.00%  |
| 2025      | 0.28 | 0.28 | 0.28 | 0.28 | 0.24 | 0.27 | 0.29 | 0.28 | 0.23 | 0.29 | 0.26 | 0.26 | 0.30   | 0.00%  |
| 2026      | 0.28 | 0.28 | 0.28 | 0.28 | 0.24 | 0.27 | 0.29 | 0.28 | 0.23 | 0.29 | 0.26 | 0.26 | 0.30   | 0.00%  |
| 2027      | 0.28 | 0.28 | 0.28 | 0.28 | 0.24 | 0.27 | 0.29 | 0.28 | 0.23 | 0.29 | 0.26 | 0.26 | 0.30   | 0.00%  |
| 2028      | 0.28 | 0.28 | 0.28 | 0.28 | 0.24 | 0.27 | 0.29 | 0.28 | 0.23 | 0.29 | 0.26 | 0.26 | 0.30   | 8.00%  |
| 2029      | 0.28 | 0.28 | 0.28 | 0.28 | 0.24 | 0.27 | 0.29 | 0.28 | 0.23 | 0.29 | 0.26 | 0.26 | 0.30   | 0.00%  |
| 2030      | 0.28 | 0.28 | 0.28 | 0.28 | 0.24 | 0.27 | 0.29 | 0.28 | 0.23 | 0.29 | 0.26 | 0.26 | 0.30   | 8.00%  |
|           |      |      |      |      |      |      |      |      |      |      |      |      |        |        |

Tabla #47 (Continuación 2)  
PRONÓSTICO ANUAL Y MENSUAL DE LA DEMANDA MÁXIMA COINCIDENTE DE LOS PARTICIPANTES CONSUMIDORES MÁS LAS PERDIDAS EN PUNTA (MW)

Table with columns for months (ENE to DIC), Máxima, and TASA % for the 99 LOS ANDES region. Data includes values for years 2013 through 2033.

Table with columns for months (ENE to DIC), Máxima, and TASA % for the 99 LOS PUEBLOS region. Data includes values for years 2013 through 2033.

Table with columns for months (ENE to DIC), Máxima, and TASA % for the 99 PTO ESCONDIDO region. Data includes values for years 2013 through 2033.

Table with columns for months (ENE to DIC), Máxima, and TASA % for the 99 CONDADO DEL REY region. Data includes values for years 2013 through 2033.

Table with columns for months (ENE to DIC), Máxima, and TASA % for the 99 SAN MIGUELITO region. Data includes values for years 2013 through 2033.

**Tabla #47 (Continuación 3)**  
**PRONÓSTICO ANUAL Y MENSUAL DE LA DEMANDA MÁXIMA COINCIDENTE**  
**DE LOS PARTICIPANTES CONSUMIDORES MAS LAS PERDIDAS EN PUNTA (MW)**

| 99 VISTA HERMOSA | ENE  | FEB  | MAR  | ABR  | MAY  | JUN  | JUL  | AGO  | SET  | OCT  | NOV  | DIC  | Máxima | TASA % |
|------------------|------|------|------|------|------|------|------|------|------|------|------|------|--------|--------|
| 2013             | 8.14 | 8.13 | 0.15 | 0.15 | 8.14 | 8.14 | 0.13 | 8.14 | 8.14 | 8.14 | 0.13 | 8.15 | 0.15   | ---    |
| 2014             | 8.14 | 8.13 | 0.15 | 0.15 | 8.14 | 8.14 | 0.13 | 8.14 | 8.14 | 8.14 | 0.13 | 8.15 | 0.15   | -0.39% |
| 2015             | 8.14 | 8.13 | 0.15 | 0.15 | 8.14 | 8.15 | 0.13 | 8.14 | 8.14 | 8.14 | 0.13 | 8.15 | 0.15   | 0.27%  |
| 2016             | 8.14 | 0.13 | 0.15 | 0.14 | 8.14 | 0.14 | 0.13 | 8.14 | 8.14 | 8.14 | 0.13 | 8.15 | 0.15   | -0.52% |
| 2017             | 8.14 | 0.13 | 0.15 | 0.14 | 8.14 | 0.14 | 0.13 | 0.14 | 0.14 | 0.14 | 0.13 | 8.15 | 0.15   | 0.00%  |
| 2018             | 8.14 | 0.13 | 0.15 | 0.14 | 8.14 | 8.14 | 0.13 | 0.14 | 8.14 | 0.14 | 0.13 | 0.15 | 0.15   | 0.17%  |
| 2019             | 0.14 | 0.13 | 0.15 | 0.14 | 0.14 | 0.14 | 0.13 | 0.14 | 0.14 | 0.14 | 0.13 | 8.15 | 0.15   | 0.00%  |
| 2020             | 0.14 | 0.13 | 0.15 | 0.14 | 0.14 | 0.14 | 0.13 | 0.14 | 0.14 | 0.14 | 0.13 | 8.15 | 0.15   | 0.00%  |
| 2021             | 0.14 | 0.13 | 0.15 | 0.14 | 0.14 | 0.14 | 0.13 | 0.14 | 0.14 | 0.14 | 0.13 | 8.15 | 0.15   | -0.54% |
| 2022             | 0.14 | 0.13 | 0.15 | 0.14 | 0.14 | 0.14 | 0.13 | 0.14 | 0.14 | 0.14 | 0.13 | 0.15 | 0.15   | 0.00%  |
| 2023             | 0.14 | 0.13 | 0.15 | 0.14 | 0.14 | 0.14 | 0.13 | 0.14 | 0.14 | 0.14 | 0.13 | 0.15 | 0.15   | 0.00%  |
| 2024             | 0.14 | 0.13 | 0.15 | 0.14 | 0.14 | 0.14 | 0.13 | 0.14 | 0.14 | 0.14 | 0.13 | 0.15 | 0.15   | 0.00%  |
| 2826             | 0.14 | 0.13 | 8.15 | 0.14 | 8.14 | 0.14 | 0.13 | 0.14 | 0.14 | 0.14 | 0.13 | 0.15 | 0.15   | 0.00%  |
| 2826             | 0.14 | 0.13 | 8.15 | 0.14 | 8.14 | 0.14 | 8.13 | 0.14 | 0.14 | 0.14 | 0.13 | 0.15 | 0.15   | 0.00%  |
| 2027             | 0.14 | 0.13 | 0.15 | 0.14 | 0.14 | 0.14 | 0.13 | 0.14 | 0.14 | 0.14 | 0.13 | 0.15 | 0.15   | 0.00%  |
| 2028             | 0.14 | 0.13 | 0.15 | 0.14 | 0.14 | 0.14 | 0.13 | 0.14 | 0.14 | 0.14 | 8.13 | 8.15 | 8.15   | 0.00%  |
| 2829             | 0.14 | 0.13 | 8.15 | 0.14 | 0.14 | 0.14 | 0.13 | 0.14 | 0.14 | 0.14 | 0.13 | 0.15 | 8.15   | 0.00%  |
| 2030             | 0.14 | 0.13 | 0.15 | 0.14 | 0.14 | 0.14 | 0.13 | 0.14 | 0.14 | 0.14 | 8.13 | 0.15 | 0.15   | 0.00%  |
| 2031             | 0.14 | 0.13 | 0.15 | 0.14 | 0.14 | 0.14 | 8.13 | 0.14 | 0.14 | 0.14 | 8.13 | 0.15 | 0.15   | 0.00%  |
| 2032             | 0.14 | 0.13 | 0.15 | 0.14 | 0.14 | 0.14 | 0.13 | 0.14 | 0.14 | 0.14 | 0.13 | 0.15 | 0.15   | 0.00%  |
| 2033             | 0.14 | 0.13 | 0.15 | 8.14 | 0.14 | 0.14 | 0.13 | 0.14 | 0.14 | 0.14 | 0.13 | 0.15 | 0.15   | 0.00%  |

| 99 PEDREGAL | ENE  | FEB  | MAR  | ABR  | MAY  | JUN  | JUL  | AGO  | SET  | OCT  | NOV  | DIC  | Máxima | TASA % |
|-------------|------|------|------|------|------|------|------|------|------|------|------|------|--------|--------|
| 2013        | 0.22 | 8.22 | 0.19 | 0.19 | 0.18 | 8.18 | 8.21 | 0.23 | 0.22 | 0.18 | 0.20 | 0.19 | 0.23   | ---    |
| 2014        | 0.21 | 8.21 | 0.19 | 0.19 | 0.18 | 8.19 | 8.21 | 0.23 | 0.22 | 0.18 | 0.20 | 0.19 | 0.23   | -0.08% |
| 2015        | 0.22 | 0.21 | 0.19 | 0.19 | 0.18 | 8.18 | 0.21 | 0.23 | 0.22 | 0.18 | 0.20 | 0.19 | 0.23   | 0.27%  |
| 2016        | 8.21 | 0.21 | 0.19 | 0.18 | 0.19 | 0.18 | 0.21 | 0.23 | 0.22 | 8.18 | 0.20 | 0.19 | 0.23   | -0.52% |
| 2017        | 0.21 | 8.21 | 0.19 | 0.19 | 0.19 | 0.18 | 8.18 | 0.21 | 0.23 | 0.18 | 0.20 | 0.19 | 0.23   | 0.00%  |
| 2018        | 0.21 | 8.21 | 0.19 | 8.18 | 0.18 | 8.18 | 0.21 | 8.23 | 0.22 | 0.18 | 0.20 | 0.19 | 0.23   | 0.17%  |
| 2019        | 8.21 | 0.21 | 0.18 | 8.18 | 8.18 | 8.18 | 0.21 | 8.23 | 8.23 | 8.18 | 0.20 | 0.19 | 0.23   | 0.00%  |
| 2020        | 0.21 | 0.20 | 0.19 | 0.19 | 0.18 | 0.18 | 0.21 | 8.23 | 8.22 | 8.18 | 0.20 | 0.19 | 0.23   | 0.00%  |
| 2021        | 0.21 | 0.21 | 0.19 | 0.18 | 0.18 | 0.18 | 0.21 | 0.23 | 0.22 | 8.18 | 8.20 | 8.18 | 0.23   | -0.54% |
| 2022        | 0.21 | 8.21 | 0.19 | 8.18 | 0.18 | 0.18 | 0.21 | 0.23 | 0.22 | 0.18 | 0.20 | 0.18 | 0.23   | 8.00%  |
| 2023        | 0.21 | 8.21 | 0.19 | 8.18 | 0.18 | 8.18 | 0.21 | 0.23 | 0.22 | 0.18 | 0.20 | 0.19 | 0.23   | 8.00%  |
| 2024        | 0.21 | 0.21 | 0.19 | 0.18 | 0.18 | 0.18 | 0.21 | 0.23 | 0.22 | 0.18 | 0.20 | 0.19 | 0.23   | 0.00%  |
| 2025        | 0.21 | 0.21 | 0.19 | 0.19 | 0.19 | 0.19 | 0.21 | 0.23 | 0.22 | 0.18 | 0.20 | 0.19 | 0.23   | 0.00%  |
| 2026        | 0.21 | 0.21 | 0.19 | 0.18 | 0.18 | 0.19 | 0.21 | 0.23 | 0.22 | 0.18 | 0.20 | 0.19 | 0.23   | 0.00%  |
| 2027        | 0.21 | 0.21 | 0.19 | 0.19 | 0.19 | 0.19 | 0.21 | 0.23 | 0.22 | 8.18 | 0.20 | 0.18 | 0.23   | 0.00%  |
| 2028        | 0.21 | 8.21 | 0.19 | 8.18 | 0.18 | 8.18 | 0.21 | 0.23 | 0.22 | 0.18 | 0.20 | 0.19 | 0.23   | 0.00%  |
| 2029        | 0.21 | 8.21 | 0.19 | 8.18 | 0.18 | 8.18 | 8.21 | 8.23 | 0.22 | 0.18 | 0.20 | 0.19 | 0.23   | 8.00%  |
| 2030        | 0.21 | 0.21 | 0.19 | 0.18 | 0.18 | 0.18 | 0.21 | 8.23 | 0.22 | 0.18 | 0.20 | 0.18 | 0.23   | 0.00%  |
| 2031        | 0.21 | 0.21 | 0.19 | 0.19 | 0.19 | 0.18 | 0.21 | 0.23 | 0.22 | 0.18 | 8.20 | 0.18 | 0.23   | 8.00%  |
| 2032        | 0.21 | 0.21 | 0.19 | 0.18 | 0.18 | 0.18 | 0.21 | 0.23 | 0.22 | 0.18 | 0.20 | 0.18 | 0.23   | 0.00%  |
| 2033        | 0.21 | 0.21 | 0.18 | 0.18 | 0.18 | 0.18 | 0.21 | 0.23 | 0.22 | 0.18 | 0.20 | 0.18 | 0.23   | 0.00%  |

| 99 MATADERO | ENE  | FEB  | MAR  | ABR  | MAY  | JUN  | JUL  | AGO  | SET  | OCT  | NOV  | DIC  | Máxima | TASA % |
|-------------|------|------|------|------|------|------|------|------|------|------|------|------|--------|--------|
| 2013        | 0.17 | 0.19 | 0.18 | 0.12 | 0.18 | 8.19 | 8.21 | 8.20 | 0.19 | 0.18 | 0.18 | 0.24 | 0.24   | ---    |
| 2014        | 0.17 | 0.18 | 0.17 | 0.12 | 0.18 | 8.19 | 8.21 | 8.20 | 0.19 | 8.19 | 8.19 | 0.24 | 0.24   | -0.39% |
| 2015        | 0.17 | 0.19 | 0.17 | 0.12 | 0.18 | 0.19 | 8.21 | 0.20 | 0.19 | 0.18 | 0.20 | 0.24 | 0.24   | 8.27%  |
| 2016        | 8.17 | 0.18 | 0.17 | 8.12 | 0.18 | 0.19 | 0.21 | 0.20 | 0.19 | 0.18 | 0.18 | 0.24 | 0.24   | -0.52% |
| 2017        | 0.17 | 8.19 | 0.17 | 0.12 | 0.18 | 0.18 | 0.21 | 0.20 | 8.18 | 0.18 | 0.18 | 0.24 | 0.24   | 0.00%  |
| 2018        | 0.17 | 0.19 | 0.17 | 0.12 | 0.18 | 8.19 | 0.21 | 0.20 | 0.19 | 0.19 | 0.19 | 0.24 | 0.24   | 0.17%  |
| 2019        | 0.17 | 0.19 | 0.17 | 0.12 | 0.19 | 0.19 | 0.21 | 8.20 | 0.19 | 8.18 | 0.18 | 0.24 | 0.24   | 0.00%  |
| 2020        | 0.17 | 8.19 | 0.17 | 0.12 | 0.18 | 0.19 | 0.21 | 0.20 | 8.18 | 0.18 | 0.18 | 0.24 | 0.24   | 8.00%  |
| 2021        | 0.17 | 8.19 | 0.17 | 8.12 | 0.18 | 8.18 | 0.21 | 0.20 | 8.19 | 0.18 | 0.18 | 0.24 | 0.24   | -0.54% |
| 2022        | 0.17 | 0.18 | 0.17 | 0.12 | 0.18 | 0.19 | 0.21 | 0.20 | 8.19 | 8.19 | 0.18 | 0.24 | 0.24   | 0.00%  |
| 2023        | 8.17 | 8.19 | 0.17 | 8.12 | 0.18 | 8.19 | 0.21 | 8.20 | 8.19 | 0.18 | 0.18 | 0.24 | 0.24   | 9.00%  |
| 2024        | 0.17 | 8.19 | 0.17 | 0.12 | 0.18 | 0.19 | 0.21 | 8.20 | 0.18 | 0.18 | 0.18 | 0.24 | 0.24   | 9.00%  |
| 2025        | 0.17 | 8.19 | 0.17 | 8.12 | 0.18 | 0.19 | 0.21 | 0.20 | 0.18 | 0.18 | 0.18 | 0.24 | 0.24   | 8.00%  |
| 2026        | 0.17 | 0.19 | 0.17 | 0.12 | 0.18 | 0.18 | 0.21 | 8.20 | 0.19 | 0.18 | 0.18 | 0.24 | 0.24   | 0.00%  |
| 2027        | 0.17 | 0.18 | 0.17 | 0.12 | 0.18 | 0.19 | 0.21 | 0.20 | 0.18 | 0.18 | 8.18 | 0.24 | 0.24   | 0.00%  |
| 2028        | 0.17 | 0.18 | 0.17 | 0.12 | 0.18 | 0.18 | 0.21 | 0.20 | 0.19 | 0.19 | 0.19 | 0.24 | 0.24   | 0.00%  |
| 2029        | 0.17 | 0.19 | 0.17 | 0.12 | 0.18 | 0.19 | 0.21 | 0.20 | 8.19 | 0.19 | 0.19 | 0.24 | 0.24   | 0.00%  |
| 2030        | 0.17 | 0.19 | 0.17 | 0.12 | 0.19 | 0.19 | 0.21 | 0.20 | 0.19 | 8.18 | 0.18 | 0.24 | 0.24   | 0.00%  |
| 2031        | 0.17 | 8.19 | 0.17 | 0.12 | 0.18 | 0.19 | 0.21 | 0.20 | 0.19 | 0.18 | 0.18 | 0.24 | 0.24   | 9.00%  |
| 2032        | 0.17 | 8.18 | 0.17 | 8.12 | 0.18 | 0.19 | 0.21 | 0.20 | 0.18 | 0.18 | 0.18 | 0.24 | 0.24   | 9.00%  |
| 2033        | 0.17 | 0.19 | 0.17 | 0.12 | 0.18 | 0.19 | 0.21 | 0.20 | 0.19 | 0.19 | 0.19 | 0.24 | 0.24   | 0.00%  |

| 99 BETHANIA | ENE  | FEB  | MAR  | ABR  | MAY  | JUN  | JUL  | AGO  | SET  | OCT  | NOV  | DIC  | Máxima | TASA % |       |
|-------------|------|------|------|------|------|------|------|------|------|------|------|------|--------|--------|-------|
| 2013        | 0.15 | 0.15 | 0.17 | 0.12 | 0.18 | 0.17 | 0.19 | 0.15 | 0.18 | 0.19 | 0.18 | 0.20 | 0.18   | 0.20   | ---   |
| 2014        | 0.15 | 0.15 | 0.17 | 0.12 | 0.18 | 0.19 | 0.15 | 0.18 | 9.18 | 0.18 | 0.20 | 0.18 | 0.20   | -0.00% |       |
| 2015        | 0.15 | 0.15 | 0.17 | 0.12 | 0.18 | 0.17 | 0.19 | 0.15 | 0.18 | 0.19 | 0.18 | 0.20 | 0.18   | 0.20   | 0.27% |
| 2016        | 8.15 | 9.14 | 0.16 | 8.18 | 0.18 | 8.19 | 0.15 | 9.18 | 0.19 | 0.18 | 0.20 | 0.18 | 0.20   | -0.52% |       |
| 2017        | 0.15 | 0.15 | 0.18 | 0.12 | 0.18 | 0.19 | 0.15 | 9.18 | 8.18 | 8.18 | 0.20 | 0.18 | 0.20   | 0.00%  |       |
| 2018        | 0.15 | 8.15 | 0.18 | 0.19 | 0.18 | 0.19 | 0.15 | 0.18 | 9.19 | 0.18 | 0.20 | 0.18 | 0.20   | 9.17%  |       |
| 2019        | 0.15 | 0.15 | 0.18 | 0.12 | 0.18 | 0.19 | 0.15 | 0.18 | 9.19 | 9.18 | 0.20 | 0.18 | 0.20   | 0.00%  |       |
| 2020        | 8.15 | 0.14 | 0.18 | 0.18 | 0.18 | 0.19 | 0.15 | 0.18 | 0.19 | 8.18 | 0.20 | 0.18 | 0.20   | 0.00%  |       |
| 2021        | 0.15 | 0.15 | 0.18 | 0.12 | 0.18 | 0.18 | 0.15 | 0.18 | 0.18 | 0.18 | 0.20 | 0.18 | 0.20   | -0.54% |       |
| 2022        | 0.15 | 0.15 | 0.18 | 0.12 | 0.18 | 0.19 | 0.15 | 0.18 | 0.19 | 8.18 | 8.20 | 0.18 | 0.20   | 8.00%  |       |
| 2023        | 0.15 | 0.15 | 0.18 | 0.12 | 0.18 | 0.19 | 0.15 | 0.18 | 0.19 | 8.18 | 8.20 | 0.18 | 0.20   | 0.00%  |       |
| 2024        | 0.15 | 9.14 | 0.18 | 0.18 | 0.18 | 0.19 | 0.15 | 0.19 | 0.19 | 0.19 | 0.20 | 0.18 | 0.20   | 9.00%  |       |
| 2025        | 0.15 | 9.15 | 0.18 | 8.16 | 0.18 | 0.18 | 0.15 | 0.18 | 0.19 | 0.18 | 0.20 | 0.18 | 0.20   | 0.00%  |       |
| 2026        | 0.15 | 0.15 | 0.18 | 0.12 | 0.18 | 0.19 | 0.15 | 0.18 | 0.19 | 0.18 | 0.20 | 0.18 | 0.20   | 0.00%  |       |
| 2027        | 0.15 | 0.15 | 0.18 | 8.16 | 0.18 | 0.18 | 0.15 | 0.18 | 0.19 | 0.18 | 0.20 | 0.18 | 0.20   | 0.00%  |       |
| 2028        | 0.15 | 0.14 | 0.18 | 0.12 | 0.18 | 0.19 | 0.15 | 0.18 | 0.19 | 0.18 | 0.20 | 0.18 | 0.20   | 9.00%  |       |
| 2029        | 0.15 | 0.15 | 0.18 | 0.12 | 0.18 | 0.19 | 0.15 | 0.18 | 0.19 | 0.19 | 0.20 | 0.18 | 0.20   | 0.00%  |       |
| 2030        | 0.15 | 0.15 | 0.18 | 0.12 | 0.18 | 0.18 | 0.15 | 0.18 | 0.19 | 0.19 | 8.20 | 0.18 | 0.20   | 0.00%  |       |
| 2031        | 0.15 | 0.15 | 0.18 | 0.12 | 0.18 | 0.18 | 0.15 | 0.18 | 0.19 | 0.18 | 8.20 | 0.18 | 0.20   | 0.00%  |       |
| 2032        | 0.15 | 0.14 | 0.18 | 0.12 | 0.18 | 0.19 | 0.15 | 0.19 | 0.18 | 0.18 | 8.20 | 0.18 | 0.20   | 8.     |       |

**Tabla #47 (Continuación 4)**  
**PRONÓSTICO ANUAL Y MENSUAL DE LA DEMANDA MÁXIMA COINCIDENTE**  
**DE LOS PARTICIPANTES CONSUMIDORES MAS LAS PERDIDAS EN PUNTA (MW)**

| 99 COLMAR | ENE  | FEB  | MAR  | ABR  | MAY  | JUN  | JUL  | AGO  | SET  | OCT  | NOV  | DIC  | Máxima | TASA % |
|-----------|------|------|------|------|------|------|------|------|------|------|------|------|--------|--------|
| 2813      | 0.28 | 0.18 | 8.28 | 0.21 | 0.21 | 0.22 | 8.22 | 0.22 | 0.22 | 0.23 | 8.23 | 8.23 | 8.23   | ---    |
| 2814      | 0.28 | 0.19 | 8.28 | 0.20 | 8.21 | 0.22 | 8.22 | 0.22 | 0.22 | 0.22 | 8.20 | 8.23 | 8.23   | -0.39% |
| 2815      | 0.28 | 0.18 | 8.28 | 0.20 | 8.21 | 0.22 | 8.22 | 0.22 | 0.22 | 0.23 | 8.20 | 8.23 | 8.23   | 0.27%  |
| 2816      | 0.28 | 0.19 | 8.28 | 0.20 | 8.21 | 0.22 | 8.22 | 0.22 | 0.22 | 0.22 | 0.20 | 8.23 | 8.23   | -0.52% |
| 2817      | 0.28 | 0.19 | 8.28 | 0.28 | 8.21 | 0.22 | 8.22 | 0.22 | 0.22 | 0.22 | 0.20 | 8.23 | 8.23   | 0.00%  |
| 2818      | 0.20 | 0.19 | 8.28 | 0.28 | 8.21 | 0.22 | 0.22 | 0.22 | 0.22 | 0.22 | 0.20 | 8.23 | 8.23   | 0.17%  |
| 2819      | 0.28 | 0.19 | 8.28 | 0.28 | 8.21 | 0.22 | 0.22 | 0.22 | 0.22 | 0.22 | 0.20 | 8.23 | 8.23   | 0.00%  |
| 2828      | 8.28 | 0.19 | 8.28 | 0.28 | 8.21 | 0.22 | 0.22 | 0.22 | 0.22 | 0.22 | 0.20 | 0.23 | 0.23   | 0.00%  |
| 2821      | 8.28 | 0.19 | 8.20 | 0.28 | 8.21 | 0.22 | 0.22 | 0.22 | 0.22 | 0.22 | 0.28 | 8.28 | 0.23   | -0.54% |
| 2822      | 8.28 | 0.19 | 0.20 | 0.28 | 8.21 | 0.22 | 0.22 | 0.22 | 0.22 | 8.22 | 0.20 | 8.23 | 0.23   | 0.00%  |
| 2823      | 8.28 | 0.18 | 0.28 | 0.28 | 8.21 | 0.22 | 0.22 | 0.22 | 0.22 | 0.22 | 0.20 | 8.23 | 8.23   | 0.00%  |
| 2824      | 8.28 | 0.19 | 0.20 | 0.28 | 8.21 | 0.22 | 0.22 | 0.22 | 8.22 | 8.22 | 0.28 | 8.23 | 0.23   | 0.00%  |
| 2825      | 8.20 | 0.19 | 0.20 | 0.28 | 8.21 | 0.22 | 0.22 | 8.22 | 8.22 | 8.22 | 0.28 | 8.23 | 0.23   | 0.00%  |
| 2826      | 8.20 | 8.19 | 0.20 | 0.28 | 8.21 | 0.22 | 0.22 | 8.22 | 8.22 | 8.22 | 0.28 | 8.23 | 0.23   | 0.00%  |
| 2827      | 8.20 | 0.19 | 0.20 | 0.28 | 0.21 | 0.22 | 0.22 | 0.22 | 0.22 | 0.22 | 0.20 | 0.23 | 0.23   | 0.00%  |
| 2828      | 0.20 | 0.19 | 0.20 | 0.20 | 0.21 | 0.22 | 0.22 | 0.22 | 0.22 | 0.22 | 0.20 | 0.23 | 0.23   | 0.00%  |
| 2829      | 0.20 | 0.18 | 0.20 | 0.20 | 0.21 | 0.22 | 0.22 | 0.22 | 8.22 | 0.22 | 0.20 | 0.23 | 0.23   | 0.00%  |
| 2830      | 0.20 | 8.18 | 0.20 | 0.20 | 0.21 | 8.22 | 0.22 | 8.22 | 0.22 | 0.22 | 0.28 | 0.23 | 0.23   | 0.00%  |
| 2831      | 0.20 | 0.18 | 0.20 | 8.20 | 0.21 | 0.22 | 0.22 | 0.22 | 8.22 | 0.22 | 0.20 | 0.23 | 0.23   | 8.00%  |
| 2832      | 0.20 | 0.18 | 0.20 | 0.20 | 0.21 | 0.22 | 0.22 | 0.22 | 0.22 | 0.22 | 0.28 | 0.23 | 0.23   | 0.00%  |
| 2833      | 0.20 | 0.18 | 0.20 | 0.20 | 0.21 | 0.22 | 0.22 | 0.22 | 0.22 | 8.22 | 0.20 | 0.23 | 0.23   | 0.00%  |

| 99 BALBOA | ENE  | FEB  | MAR  | ABR  | MAY  | JUN  | JUL  | AGO  | SET  | OCT  | NOV  | DIC  | Máxima | TASA % |
|-----------|------|------|------|------|------|------|------|------|------|------|------|------|--------|--------|
| 2813      | 0.18 | 0.16 | 0.17 | 0.18 | 0.17 | 0.17 | 0.18 | 0.17 | 0.15 | 0.17 | 0.14 | 0.17 | 0.17   | ---    |
| 2814      | 0.18 | 0.15 | 0.18 | 0.18 | 0.18 | 8.17 | 0.18 | 0.17 | 0.15 | 0.18 | 0.14 | 0.17 | 0.17   | -0.09% |
| 2815      | 0.18 | 0.15 | 0.18 | 0.18 | 0.18 | 0.17 | 0.18 | 0.17 | 0.15 | 0.17 | 0.14 | 0.17 | 0.17   | 0.27%  |
| 2816      | 0.19 | 0.14 | 0.18 | 0.19 | 0.15 | 0.17 | 8.18 | 0.17 | 0.15 | 0.16 | 0.14 | 8.17 | 0.17   | -0.52% |
| 2817      | 0.18 | 0.15 | 0.18 | 0.18 | 0.18 | 0.17 | 0.18 | 0.17 | 0.15 | 0.18 | 0.14 | 0.17 | 0.17   | 0.00%  |
| 2818      | 0.18 | 0.15 | 8.16 | 0.15 | 0.18 | 0.17 | 0.18 | 0.17 | 0.15 | 0.18 | 0.14 | 0.17 | 8.17   | 0.17%  |
| 2819      | 0.18 | 0.15 | 8.16 | 0.15 | 0.18 | 0.17 | 0.18 | 0.17 | 0.15 | 0.18 | 0.14 | 0.17 | 8.17   | 0.17%  |
| 2820      | 0.18 | 0.14 | 8.16 | 0.18 | 0.18 | 0.17 | 0.18 | 0.17 | 0.16 | 0.18 | 0.14 | 0.17 | 8.17   | 0.00%  |
| 2821      | 0.18 | 0.15 | 0.18 | 0.18 | 0.18 | 0.17 | 0.18 | 0.17 | 0.15 | 0.18 | 0.14 | 8.17 | 8.17   | -0.54% |
| 2822      | 0.18 | 0.15 | 0.18 | 0.18 | 0.18 | 0.17 | 0.18 | 0.17 | 0.15 | 0.18 | 0.14 | 0.17 | 0.17   | 0.00%  |
| 2823      | 8.18 | 0.15 | 0.18 | 0.18 | 0.18 | 0.17 | 0.18 | 0.17 | 0.15 | 0.18 | 0.14 | 0.17 | 0.17   | 0.00%  |
| 2824      | 0.18 | 8.14 | 0.18 | 0.18 | 8.16 | 0.17 | 8.16 | 8.17 | 8.15 | 0.18 | 0.14 | 0.17 | 0.17   | 8.00%  |
| 2825      | 0.18 | 0.15 | 0.18 | 0.18 | 0.18 | 0.17 | 0.18 | 0.17 | 0.15 | 8.16 | 0.14 | 0.17 | 0.17   | 0.00%  |
| 2828      | 0.18 | 8.15 | 0.18 | 0.18 | 0.18 | 0.17 | 0.18 | 8.17 | 0.15 | 0.18 | 8.14 | 0.17 | 0.17   | 0.00%  |
| 2827      | 0.18 | 0.15 | 0.18 | 0.18 | 0.18 | 0.17 | 0.18 | 0.17 | 0.15 | 0.18 | 0.14 | 0.17 | 0.17   | 8.00%  |
| 2828      | 0.18 | 8.14 | 0.18 | 0.18 | 0.18 | 0.17 | 0.18 | 0.17 | 0.15 | 0.18 | 0.14 | 0.17 | 0.17   | 0.00%  |
| 2829      | 0.18 | 0.15 | 0.18 | 0.18 | 0.18 | 0.17 | 0.18 | 0.17 | 0.15 | 0.18 | 0.14 | 0.17 | 0.17   | 0.00%  |
| 2830      | 0.18 | 0.15 | 0.18 | 8.18 | 0.18 | 0.17 | 0.18 | 0.17 | 0.15 | 0.18 | 8.14 | 0.17 | 0.17   | 0.00%  |
| 2831      | 0.18 | 0.15 | 0.18 | 0.18 | 0.18 | 0.17 | 0.18 | 0.17 | 0.15 | 0.18 | 0.14 | 0.17 | 8.17   | 0.00%  |
| 2832      | 0.18 | 0.14 | 0.18 | 0.18 | 0.18 | 0.17 | 0.18 | 0.17 | 0.15 | 0.18 | 0.14 | 8.17 | 8.17   | 0.00%  |
| 2833      | 0.18 | 0.15 | 0.18 | 0.18 | 0.18 | 0.17 | 0.18 | 0.17 | 0.15 | 0.18 | 0.14 | 0.17 | 0.17   | 0.00%  |

| 99 CORONADO | ENE  | FEB  | MAR  | ABR  | MAY  | JUN  | JUL  | AGO  | SET  | OCT  | NOV  | DIC  | Máxima | TASA % |
|-------------|------|------|------|------|------|------|------|------|------|------|------|------|--------|--------|
| 2813        | 0.21 | 0.20 | 0.22 | 0.18 | 0.19 | 0.18 | 0.18 | 0.18 | 0.21 | 0.17 | 0.28 | 0.18 | 0.22   | ---    |
| 2814        | 0.21 | 0.28 | 0.22 | 0.18 | 0.18 | 0.18 | 0.18 | 0.18 | 0.21 | 0.17 | 0.18 | 0.18 | 0.22   | -0.99% |
| 2815        | 0.21 | 0.28 | 0.22 | 0.18 | 0.18 | 0.18 | 0.18 | 0.18 | 0.19 | 0.21 | 0.17 | 0.20 | 0.18   | 0.39%  |
| 2816        | 0.21 | 0.19 | 0.22 | 0.17 | 8.18 | 0.18 | 0.18 | 0.18 | 0.21 | 8.17 | 0.19 | 0.18 | 0.22   | -0.88% |
| 2817        | 0.21 | 0.20 | 0.22 | 0.17 | 8.19 | 8.18 | 0.18 | 8.19 | 8.21 | 8.17 | 0.19 | 0.18 | 0.22   | 0.00%  |
| 2818        | 0.21 | 8.20 | 0.22 | 8.17 | 8.19 | 8.18 | 0.18 | 8.19 | 8.21 | 8.17 | 0.19 | 0.18 | 0.22   | -0.10% |
| 2819        | 0.21 | 0.18 | 0.22 | 8.17 | 0.19 | 0.19 | 0.18 | 0.19 | 0.21 | 0.17 | 0.19 | 0.18 | 0.22   | 0.00%  |
| 2820        | 0.21 | 0.18 | 0.22 | 8.17 | 0.19 | 0.18 | 0.18 | 0.19 | 0.21 | 0.17 | 0.19 | 0.18 | 0.22   | 0.00%  |
| 2821        | 0.21 | 0.20 | 0.22 | 0.17 | 0.18 | 0.18 | 0.18 | 0.19 | 0.21 | 0.17 | 0.19 | 0.18 | 0.22   | 0.00%  |
| 2822        | 0.21 | 0.20 | 0.22 | 0.17 | 0.18 | 0.18 | 0.18 | 0.19 | 0.21 | 0.17 | 0.19 | 0.18 | 0.22   | 0.00%  |
| 2823        | 0.21 | 0.20 | 0.22 | 0.17 | 0.18 | 0.18 | 0.18 | 0.19 | 0.21 | 0.17 | 0.19 | 0.18 | 0.22   | 0.00%  |
| 2824        | 0.21 | 0.19 | 8.22 | 0.17 | 8.18 | 0.18 | 0.18 | 0.19 | 0.21 | 0.17 | 0.19 | 0.18 | 0.22   | 0.00%  |
| 2825        | 0.21 | 0.20 | 0.22 | 0.17 | 8.18 | 0.18 | 0.18 | 0.19 | 0.21 | 0.17 | 0.19 | 0.18 | 0.22   | 0.00%  |
| 2828        | 0.21 | 0.28 | 0.22 | 0.17 | 8.19 | 0.18 | 0.18 | 0.19 | 0.21 | 0.17 | 0.19 | 0.18 | 0.22   | 0.00%  |
| 2827        | 0.21 | 0.28 | 0.22 | 0.17 | 8.18 | 0.18 | 0.18 | 0.19 | 0.21 | 0.17 | 0.18 | 0.18 | 0.22   | 0.00%  |
| 2828        | 0.21 | 0.18 | 0.22 | 0.17 | 8.18 | 0.18 | 0.18 | 0.19 | 8.21 | 0.17 | 0.18 | 0.18 | 0.22   | 0.00%  |
| 2829        | 0.21 | 0.20 | 0.22 | 0.17 | 8.18 | 0.18 | 0.18 | 0.19 | 8.21 | 8.17 | 0.18 | 0.18 | 0.22   | 0.00%  |
| 2830        | 8.21 | 0.20 | 0.22 | 0.17 | 8.19 | 0.18 | 0.18 | 8.19 | 8.21 | 8.17 | 0.18 | 0.18 | 0.22   | 0.00%  |
| 2831        | 0.21 | 8.20 | 0.22 | 0.17 | 8.19 | 0.18 | 0.18 | 8.18 | 8.21 | 8.17 | 0.18 | 0.18 | 0.22   | 8.00%  |
| 2832        | 0.21 | 0.19 | 0.22 | 8.17 | 8.19 | 8.19 | 0.18 | 8.18 | 8.21 | 0.17 | 0.18 | 0.18 | 0.22   | 8.00%  |
| 2833        | 0.21 | 0.20 | 0.22 | 8.17 | 0.19 | 0.19 | 8.18 | 0.18 | 0.21 | 0.17 | 8.19 | 0.18 | 0.22   | 0.00%  |

| 99 ARRILJAN | ENE  | FEB  | MAR  | ABR  | MAY  | JUN  | JUL  | AGO  | SET  | OCT  | NOV  | DIC  | Máxima | TASA % |
|-------------|------|------|------|------|------|------|------|------|------|------|------|------|--------|--------|
| 2813        | 0.30 | 0.29 | 0.30 | 0.27 | 0.28 | 0.28 | 0.28 | 0.30 | 0.30 | 0.30 | 0.30 | 0.29 | 0.30   | ---    |
| 2814        | 0.28 | 0.29 | 8.30 | 0.27 | 0.26 | 0.28 | 0.28 | 0.30 | 0.30 | 0.30 | 0.30 | 0.20 | 8.38   | -0.09% |
| 2815        | 0.38 | 0.28 | 8.38 | 0.27 | 0.26 | 0.28 | 0.28 | 0.30 | 0.31 | 0.31 | 0.30 | 8.20 | 8.31   | 0.27%  |
| 2816        | 0.28 | 0.28 | 8.30 | 0.27 | 0.26 | 0.28 | 0.28 | 0.30 | 0.30 | 0.30 | 0.30 | 0.29 | 0.38   | -0.52% |
| 2817        | 8.28 | 0.28 | 0.30 | 0.27 | 0.26 | 0.28 | 0.28 | 0.30 | 0.38 | 0.30 | 0.30 | 8.29 | 0.30   | 0.00%  |
| 2818        | 0.28 | 0.28 | 0.30 | 0.27 | 8.25 | 0.28 | 0.28 | 0.30 | 0.38 | 0.38 | 0.30 | 0.29 | 0.30   | 0.17%  |
| 2819        | 8.28 | 0.28 | 0.30 | 0.27 | 8.25 | 0.28 | 0.28 | 8.30 | 0.30 | 0.38 | 0.30 | 0.29 | 0.30   | 0.00%  |
| 2828        | 0.28 | 0.28 | 0.30 | 0.27 | 8.26 | 0.28 | 0.28 | 8.30 | 8.30 | 8.38 | 0.38 | 0.29 | 0.30   | 8.00%  |
| 2821        | 0.29 | 8.28 | 0.30 | 0.27 | 8.25 | 8.28 | 0.28 | 8.38 | 8.30 | 8.38 | 0.38 | 0.29 | 0.30   | -0.54% |
| 2822        | 0.29 | 0.20 | 0.30 | 0.27 | 8.25 | 8.28 | 0.28 | 8.38 | 8.30 | 8.38 | 0.30 | 0.29 | 0.30   | 0.00%  |
| 2823        | 0.29 | 8.29 | 0.30 | 0.27 | 8.25 | 8.28 | 0.28 | 8.38 | 0.30 | 0.30 | 8.30 | 0.28 | 0.30   | 0.00%  |
| 2824        | 0.29 | 0.28 | 0.30 | 8.27 | 0.25 | 0.28 | 0.28 | 0.30 | 8.30 | 0.30 | 0.30 | 0.28 | 0.30   | 8.00%  |
| 2825        | 0.29 | 0.29 | 0.30 | 8.27 | 0.25 | 0.28 | 0.28 | 0.29 | 0.30 | 0.30 | 0.30 | 0.28 | 8.30   | 0.00%  |
| 2826        | 0.28 | 0.28 | 8.30 | 8.27 | 0.25 | 0.28 | 0.28 | 8.29 | 0.30 | 0.30 | 8.30 | 0.20 | 8.30   | 0.00%  |
| 2827        | 0.28 | 0.28 | 8.38 | 0.27 | 0.26 | 0.28 | 0.28 | 0.30 | 0.30 | 0.30 | 8.30 | 0.29 | 8.38   | 0.00%  |
| 2828        | 0.28 | 0.28 | 8.38 | 0.27 | 8.26 | 0.28 | 0.28 | 0.30 | 0.30 | 0.30 | 8.30 | 0.29 | 8.38   | 0.00%  |
| 2829        | 0.28 | 0.28 | 8.38 | 0.27 | 8.26 | 0.28 | 0.28 | 0.30 | 0.38 | 0.30 | 0.30 | 8.29 | 8.30   | 0.00%  |
| 2830        | 0.28 | 0.28 | 8.38 | 0.27 | 8.26 | 0.28 | 0.28 | 0.30 | 0.38 | 0.30 | 0.30 | 8.29 | 8.30   | 0.00%  |
| 2831        | 0.28 | 0.28 | 0.30 | 0.27 | 0.26 | 0.28 | 0.28 | 0.30 | 0.30 | 0.30 | 8.30 | 8.29 | 8.30   | 0.00%  |
| 2832        | 8.28 | 0.28 | 0.30 | 0.27 | 0.26 | 0.28 |      |      |      |      |      |      |        |        |

**Tabla #47 (Continuación 5)**  
**PRONÓSTICO ANUAL Y MENSUAL DE LA DEMANDA MAXIMA COINCIDENTE**  
**DE LOS PARTICIPANTES CONSUMIDORES MAS LAS PERDIDAS EN PUNTA (MW)**

| 99 VIA PORRAS | ENE  | FEB  | MAR  | ABR  | MAY  | JUN  | JUL  | AGO  | SET  | OCT  | NOV  | DIC  | Máxima | TASA % |
|---------------|------|------|------|------|------|------|------|------|------|------|------|------|--------|--------|
| 2013          | 0.27 | 0.28 | 0.28 | 0.27 | 0.28 | 0.28 | 0.30 | 0.30 | 0.30 | 0.30 | 0.30 | 0.32 | 0.32   | ---    |
| 2014          | 0.27 | 0.27 | 0.26 | 0.27 | 0.28 | 0.28 | 0.30 | 0.30 | 0.30 | 0.30 | 0.30 | 0.32 | 0.32   | -0.36% |
| 2015          | 0.27 | 0.27 | 0.28 | 0.27 | 0.28 | 0.28 | 0.30 | 0.30 | 0.30 | 0.30 | 0.30 | 0.32 | 0.32   | 0.27%  |
| 2016          | 0.27 | 0.27 | 0.27 | 0.27 | 0.28 | 0.28 | 0.30 | 0.30 | 0.30 | 0.30 | 0.30 | 0.32 | 0.32   | -0.52% |
| 2017          | 0.27 | 0.27 | 0.27 | 0.27 | 0.28 | 0.28 | 0.30 | 0.30 | 0.30 | 0.30 | 0.30 | 0.32 | 0.32   | 0.00%  |
| 2010          | 0.27 | 0.27 | 0.27 | 0.27 | 0.28 | 0.28 | 0.30 | 0.30 | 0.30 | 0.30 | 0.30 | 0.32 | 0.32   | 0.17%  |
| 2018          | 0.27 | 0.27 | 0.27 | 0.27 | 0.28 | 0.28 | 0.30 | 0.30 | 0.30 | 0.30 | 0.30 | 0.32 | 0.32   | 0.00%  |
| 2028          | 0.27 | 0.27 | 0.27 | 0.27 | 0.28 | 0.28 | 0.30 | 0.30 | 0.30 | 0.30 | 0.30 | 0.32 | 0.32   | 0.00%  |
| 2021          | 0.27 | 0.27 | 0.27 | 0.27 | 0.28 | 0.28 | 0.30 | 0.30 | 0.30 | 0.30 | 0.30 | 0.32 | 0.32   | -0.54% |
| 2022          | 0.27 | 0.27 | 0.27 | 0.27 | 0.28 | 0.28 | 0.30 | 0.30 | 0.30 | 0.30 | 0.30 | 0.32 | 0.32   | 0.00%  |
| 2023          | 0.27 | 0.27 | 0.27 | 0.27 | 0.28 | 0.28 | 0.30 | 0.30 | 0.30 | 0.30 | 0.30 | 0.32 | 0.32   | 0.00%  |
| 2024          | 0.27 | 0.26 | 0.27 | 0.27 | 0.28 | 0.28 | 0.30 | 0.30 | 0.30 | 0.30 | 0.30 | 0.32 | 0.32   | 0.00%  |
| 2625          | 0.27 | 0.27 | 0.27 | 0.27 | 0.28 | 0.28 | 0.30 | 0.30 | 0.30 | 0.30 | 0.30 | 0.32 | 0.32   | 0.00%  |
| 2026          | 0.27 | 0.28 | 0.27 | 0.27 | 0.28 | 0.28 | 0.30 | 0.30 | 0.30 | 0.30 | 0.30 | 0.32 | 0.32   | 0.00%  |
| 2627          | 0.27 | 0.27 | 0.27 | 0.27 | 0.28 | 0.28 | 0.30 | 0.30 | 0.30 | 0.30 | 0.30 | 0.32 | 0.32   | 0.00%  |
| 2628          | 0.27 | 0.26 | 0.27 | 0.27 | 0.28 | 0.28 | 0.30 | 0.30 | 0.30 | 0.30 | 0.30 | 0.32 | 0.32   | 0.00%  |
| 2629          | 0.27 | 0.27 | 0.27 | 0.27 | 0.28 | 0.28 | 0.30 | 0.30 | 0.30 | 0.30 | 0.30 | 0.32 | 0.32   | 0.00%  |
| 2630          | 0.27 | 0.28 | 0.27 | 0.27 | 0.28 | 0.28 | 0.30 | 0.30 | 0.30 | 0.30 | 0.30 | 0.32 | 0.32   | 0.00%  |
| 2031          | 0.27 | 0.27 | 0.27 | 0.27 | 0.28 | 0.28 | 0.30 | 0.30 | 0.30 | 0.30 | 0.30 | 0.32 | 0.32   | 0.00%  |
| 2032          | 0.27 | 0.26 | 0.27 | 0.27 | 0.28 | 0.28 | 0.30 | 0.30 | 0.30 | 0.30 | 0.30 | 0.32 | 0.32   | 0.00%  |
| 2033          | 0.27 | 0.27 | 0.27 | 0.27 | 0.28 | 0.28 | 0.30 | 0.30 | 0.30 | 0.30 | 0.30 | 0.32 | 0.32   | 0.00%  |

| 99 PUNTA PACIFICA | ENE  | FEB  | MAR  | ABR  | MAY  | JUN  | JUL  | AGO  | SET  | OCT  | NOV  | DIC  | Máxima | TASA % |
|-------------------|------|------|------|------|------|------|------|------|------|------|------|------|--------|--------|
| 2013              | 0.27 | 0.32 | 0.32 | 0.33 | 0.31 | 0.26 | 0.36 | 0.37 | 0.37 | 0.37 | 0.37 | 0.39 | 0.39   | ---    |
| 2014              | 0.27 | 0.32 | 0.31 | 0.32 | 0.31 | 0.26 | 0.37 | 0.37 | 0.37 | 0.37 | 0.37 | 0.39 | 0.39   | -0.36% |
| 2015              | 0.27 | 0.32 | 0.31 | 0.32 | 0.31 | 0.26 | 0.37 | 0.37 | 0.37 | 0.37 | 0.37 | 0.39 | 0.39   | 0.27%  |
| 2016              | 0.26 | 0.32 | 0.31 | 0.32 | 0.31 | 0.26 | 0.38 | 0.38 | 0.38 | 0.38 | 0.39 | 0.39 | 0.39   | -0.52% |
| 2017              | 0.26 | 0.32 | 0.31 | 0.32 | 0.31 | 0.26 | 0.38 | 0.38 | 0.38 | 0.38 | 0.39 | 0.39 | 0.39   | 0.00%  |
| 2018              | 0.26 | 0.32 | 0.31 | 0.32 | 0.31 | 0.26 | 0.37 | 0.37 | 0.37 | 0.37 | 0.37 | 0.39 | 0.39   | 0.17%  |
| 2019              | 0.26 | 0.32 | 0.31 | 0.32 | 0.31 | 0.26 | 0.37 | 0.37 | 0.37 | 0.37 | 0.37 | 0.39 | 0.39   | 0.00%  |
| 2020              | 0.26 | 0.32 | 0.31 | 0.32 | 0.31 | 0.26 | 0.37 | 0.37 | 0.37 | 0.37 | 0.37 | 0.39 | 0.39   | 0.00%  |
| 2021              | 0.27 | 0.32 | 0.31 | 0.32 | 0.31 | 0.26 | 0.38 | 0.38 | 0.38 | 0.38 | 0.39 | 0.39 | 0.39   | -0.54% |
| 2022              | 0.27 | 0.32 | 0.31 | 0.32 | 0.31 | 0.26 | 0.38 | 0.38 | 0.38 | 0.38 | 0.39 | 0.39 | 0.39   | 0.00%  |
| 2023              | 0.27 | 0.32 | 0.31 | 0.32 | 0.31 | 0.26 | 0.38 | 0.38 | 0.38 | 0.38 | 0.39 | 0.39 | 0.39   | 0.00%  |
| 2024              | 0.27 | 0.31 | 0.31 | 0.32 | 0.31 | 0.26 | 0.38 | 0.38 | 0.38 | 0.38 | 0.39 | 0.39 | 0.39   | 0.00%  |
| 2025              | 0.27 | 0.32 | 0.31 | 0.32 | 0.31 | 0.26 | 0.38 | 0.38 | 0.38 | 0.38 | 0.39 | 0.39 | 0.39   | 0.00%  |
| 2026              | 0.27 | 0.33 | 0.31 | 0.32 | 0.31 | 0.26 | 0.38 | 0.38 | 0.38 | 0.38 | 0.39 | 0.39 | 0.39   | 0.00%  |
| 2027              | 0.27 | 0.32 | 0.31 | 0.32 | 0.31 | 0.26 | 0.38 | 0.38 | 0.38 | 0.38 | 0.39 | 0.39 | 0.39   | 0.00%  |
| 2628              | 0.27 | 0.31 | 0.31 | 0.32 | 0.31 | 0.26 | 0.38 | 0.38 | 0.38 | 0.38 | 0.39 | 0.39 | 0.39   | 0.00%  |
| 2626              | 0.27 | 0.32 | 0.31 | 0.32 | 0.31 | 0.26 | 0.38 | 0.38 | 0.38 | 0.38 | 0.39 | 0.39 | 0.39   | 0.00%  |
| 2630              | 0.27 | 0.33 | 0.31 | 0.32 | 0.31 | 0.26 | 0.38 | 0.38 | 0.38 | 0.38 | 0.39 | 0.39 | 0.39   | 0.00%  |
| 2631              | 0.27 | 0.32 | 0.31 | 0.32 | 0.31 | 0.26 | 0.38 | 0.38 | 0.38 | 0.38 | 0.39 | 0.39 | 0.39   | 0.00%  |
| 2032              | 0.27 | 0.31 | 0.31 | 0.32 | 0.31 | 0.26 | 0.38 | 0.38 | 0.38 | 0.38 | 0.39 | 0.39 | 0.39   | 0.00%  |
| 2633              | 0.27 | 0.32 | 0.31 | 0.32 | 0.31 | 0.26 | 0.38 | 0.38 | 0.38 | 0.38 | 0.39 | 0.39 | 0.39   | 0.00%  |

| 99 PLAZA YOCUMEN | ENE  | FEB  | MAR  | ABR  | MAY  | JUN  | JUL  | AGO  | SET  | OCT  | NOV  | DIC  | Máxima | TASA % |
|------------------|------|------|------|------|------|------|------|------|------|------|------|------|--------|--------|
| 2013             | 0.31 | 0.35 | 0.34 | 0.27 | 0.31 | 0.34 | 0.38 | 0.39 | 0.39 | 0.39 | 0.39 | 0.41 | 0.41   | ---    |
| 2614             | 0.36 | 0.34 | 0.34 | 0.27 | 0.31 | 0.35 | 0.39 | 0.39 | 0.39 | 0.39 | 0.39 | 0.41 | 0.41   | -0.39% |
| 2615             | 0.30 | 0.35 | 0.34 | 0.27 | 0.31 | 0.35 | 0.39 | 0.39 | 0.39 | 0.39 | 0.39 | 0.41 | 0.41   | 0.27%  |
| 2616             | 0.30 | 0.34 | 0.34 | 0.27 | 0.31 | 0.35 | 0.39 | 0.39 | 0.39 | 0.39 | 0.39 | 0.41 | 0.41   | -0.52% |
| 2617             | 0.30 | 0.34 | 0.34 | 0.27 | 0.31 | 0.35 | 0.39 | 0.39 | 0.39 | 0.39 | 0.39 | 0.41 | 0.41   | 0.00%  |
| 2016             | 0.30 | 0.34 | 0.34 | 0.27 | 0.31 | 0.35 | 0.39 | 0.39 | 0.39 | 0.39 | 0.39 | 0.41 | 0.41   | 0.17%  |
| 2019             | 0.30 | 0.34 | 0.34 | 0.27 | 0.31 | 0.35 | 0.39 | 0.39 | 0.39 | 0.39 | 0.39 | 0.41 | 0.41   | 0.00%  |
| 2620             | 0.30 | 0.34 | 0.34 | 0.27 | 0.31 | 0.35 | 0.39 | 0.39 | 0.39 | 0.39 | 0.39 | 0.41 | 0.41   | 0.00%  |
| 2621             | 0.30 | 0.34 | 0.34 | 0.27 | 0.31 | 0.35 | 0.39 | 0.39 | 0.39 | 0.39 | 0.39 | 0.41 | 0.41   | -0.54% |
| 2022             | 0.30 | 0.34 | 0.34 | 0.27 | 0.31 | 0.35 | 0.39 | 0.39 | 0.39 | 0.39 | 0.39 | 0.41 | 0.41   | 0.00%  |
| 2023             | 0.30 | 0.34 | 0.34 | 0.27 | 0.31 | 0.35 | 0.39 | 0.39 | 0.39 | 0.39 | 0.39 | 0.41 | 0.41   | 0.00%  |
| 2024             | 0.30 | 0.34 | 0.34 | 0.27 | 0.31 | 0.35 | 0.39 | 0.39 | 0.39 | 0.39 | 0.39 | 0.41 | 0.41   | 0.00%  |
| 2025             | 0.30 | 0.34 | 0.34 | 0.27 | 0.31 | 0.35 | 0.39 | 0.39 | 0.39 | 0.39 | 0.39 | 0.41 | 0.41   | 0.00%  |
| 2026             | 0.30 | 0.34 | 0.34 | 0.27 | 0.31 | 0.35 | 0.39 | 0.39 | 0.39 | 0.39 | 0.39 | 0.41 | 0.41   | 0.00%  |
| 2027             | 0.30 | 0.36 | 0.34 | 0.27 | 0.31 | 0.35 | 0.39 | 0.39 | 0.39 | 0.39 | 0.39 | 0.41 | 0.41   | 0.00%  |
| 2028             | 0.30 | 0.33 | 0.34 | 0.27 | 0.31 | 0.34 | 0.38 | 0.39 | 0.39 | 0.39 | 0.39 | 0.41 | 0.41   | 0.00%  |
| 2029             | 0.30 | 0.34 | 0.34 | 0.27 | 0.31 | 0.34 | 0.38 | 0.39 | 0.39 | 0.39 | 0.39 | 0.41 | 0.41   | 0.00%  |
| 2030             | 0.30 | 0.34 | 0.34 | 0.27 | 0.31 | 0.34 | 0.38 | 0.39 | 0.39 | 0.39 | 0.39 | 0.41 | 0.41   | 0.00%  |
| 2031             | 0.30 | 0.36 | 0.34 | 0.27 | 0.31 | 0.34 | 0.38 | 0.39 | 0.39 | 0.39 | 0.39 | 0.41 | 0.41   | 0.00%  |
| 2032             | 0.30 | 0.33 | 0.34 | 0.27 | 0.31 | 0.34 | 0.38 | 0.39 | 0.39 | 0.39 | 0.39 | 0.41 | 0.41   | 0.00%  |
| 2033             | 0.30 | 0.34 | 0.34 | 0.27 | 0.31 | 0.34 | 0.38 | 0.39 | 0.39 | 0.39 | 0.39 | 0.41 | 0.41   | 0.00%  |

| 99 EL FARO | ENE  | FEB  | MAR  | ABR  | MAY  | JUN  | JUL  | AGO  | SET  | OCT  | NOV  | DIC  | Máxima | TASA % |
|------------|------|------|------|------|------|------|------|------|------|------|------|------|--------|--------|
| 2013       | 0.26 | 0.26 | 0.25 | 0.26 | 0.26 | 0.26 | 0.28 | 0.28 | 0.28 | 0.28 | 0.28 | 0.31 | 0.31   | ---    |
| 2014       | 0.26 | 0.26 | 0.25 | 0.26 | 0.26 | 0.26 | 0.28 | 0.28 | 0.28 | 0.28 | 0.28 | 0.31 | 0.31   | -0.36% |
| 2015       | 0.26 | 0.26 | 0.25 | 0.26 | 0.26 | 0.26 | 0.28 | 0.28 | 0.28 | 0.28 | 0.28 | 0.31 | 0.31   | 0.27%  |
| 2016       | 0.26 | 0.26 | 0.25 | 0.26 | 0.26 | 0.26 | 0.28 | 0.28 | 0.28 | 0.28 | 0.28 | 0.31 | 0.31   | -0.52% |
| 2017       | 0.26 | 0.26 | 0.25 | 0.26 | 0.26 | 0.26 | 0.28 | 0.28 | 0.28 | 0.28 | 0.28 | 0.31 | 0.31   | 0.00%  |
| 2018       | 0.26 | 0.26 | 0.25 | 0.26 | 0.26 | 0.26 | 0.28 | 0.28 | 0.28 | 0.28 | 0.28 | 0.31 | 0.31   | 0.17%  |
| 2019       | 0.26 | 0.26 | 0.25 | 0.26 | 0.26 | 0.26 | 0.28 | 0.28 | 0.28 | 0.28 | 0.28 | 0.31 | 0.31   | 0.00%  |
| 2020       | 0.26 | 0.26 | 0.25 | 0.26 | 0.26 | 0.26 | 0.28 | 0.28 | 0.28 | 0.28 | 0.28 | 0.31 | 0.31   | 0.00%  |
| 2021       | 0.26 | 0.26 | 0.25 | 0.26 | 0.26 | 0.26 | 0.28 | 0.28 | 0.28 | 0.28 | 0.28 | 0.31 | 0.31   | -0.54% |
| 2022       | 0.26 | 0.26 | 0.25 | 0.26 | 0.26 | 0.26 | 0.28 | 0.28 | 0.28 | 0.28 | 0.28 | 0.31 | 0.31   | 0.00%  |
| 2023       | 0.26 | 0.26 | 0.25 | 0.26 | 0.26 | 0.26 | 0.28 | 0.28 | 0.28 | 0.28 | 0.28 | 0.31 | 0.31   | 0.00%  |
| 2024       | 0.26 | 0.26 | 0.25 | 0.26 | 0.26 | 0.26 | 0.28 | 0.28 | 0.28 | 0.28 | 0.28 | 0.31 | 0.31   | 0.00%  |
| 2025       | 0.26 | 0.26 | 0.25 | 0.26 | 0.26 | 0.26 | 0.28 | 0.28 | 0.28 | 0.28 | 0.28 | 0.31 | 0.31   | 0.00%  |
| 2026       | 0.26 | 0.26 | 0.25 | 0.26 | 0.26 | 0.26 | 0.28 | 0.28 | 0.28 | 0.28 | 0.28 | 0.31 | 0.31   | 0.00%  |
| 2027       | 0.26 | 0.26 | 0.25 | 0.26 | 0.26 | 0.26 | 0.28 | 0.28 | 0.28 | 0.28 | 0.28 | 0.31 | 0.31   | 0.00%  |
| 2028       | 0.26 | 0.25 | 0.25 | 0.26 | 0.26 | 0.26 | 0.28 | 0.28 | 0.28 | 0.28 | 0.28 | 0.31 | 0.31   | 0.00%  |
| 2029       | 0.26 | 0.26 | 0.25 | 0.26 | 0.26 | 0.26 | 0.28 | 0.28 | 0.28 | 0.28 | 0.28 | 0.31 | 0.31   | 0.00%  |
| 2038       | 0.26 | 0.26 | 0.25 | 0.26 | 0.26 | 0.26 | 0.28 | 0.28 | 0.28 | 0.28 | 0.28 | 0.31 | 0.31   | 0.00%  |
| 2031       | 0.26 | 0.26 | 0.25 | 0.26 | 0.26 | 0.26 | 0.28 | 0.28 | 0.28 | 0.28 | 0.28 | 0.31 | 0.31   | 0.00%  |
| 2032       | 0.26 | 0.26 | 0.25 | 0.26 | 0.26 | 0.26 | 0.28 | 0.28 | 0.28 | 0.28 | 0.28 | 0.31 | 0.31   | 0.00%  |
| 2033       |      |      |      |      |      |      |      |      |      |      |      |      |        |        |

**Tabla #47 (Continuación 6)**  
**PRONÓSTICO ANUAL Y MENSUAL DE LA DEMANDA MÁXIMA COINCIDENTE**  
**DE LOS PARTICIPANTES CONSUMIDORES MÁS LAS PERDIDAS EN PUNTA (MW)**

12/10/2012 - 06:48 p.m.

| ##   |                  | ENE  | FEB  | MAR  | ABR  | MAY  | JUN  | JUL  | AGO  | SET  | OCT  | NOV  | DIC  | Máxima | TASA % |
|------|------------------|------|------|------|------|------|------|------|------|------|------|------|------|--------|--------|
| 2013 | BRISAS DEL GOLFO | 0.25 | 8.22 | 0.26 | 8.27 | 0.24 | 8.25 | 8.28 | 8.28 | 8.28 | 8.28 | 8.28 | 0.38 | 0.30   | —      |
| 2814 |                  | 0.24 | 8.22 | 0.26 | 8.26 | 0.24 | 8.26 | 8.28 | 8.28 | 8.28 | 8.28 | 8.28 | 0.38 | 0.30   | -0.39% |
| 2015 |                  | 0.24 | 0.22 | 0.26 | 0.26 | 0.24 | 0.26 | 0.28 | 0.28 | 0.28 | 0.28 | 0.28 | 0.38 | 0.30   | 0.27%  |
| 2816 |                  | 0.24 | 0.22 | 0.26 | 8.26 | 0.24 | 0.26 | 0.28 | 0.28 | 0.28 | 0.28 | 8.28 | 8.28 | 0.38   | -0.52% |
| 2817 |                  | 0.24 | 0.22 | 8.26 | 8.28 | 0.24 | 0.26 | 0.28 | 0.28 | 0.28 | 0.28 | 8.28 | 8.28 | 0.38   | 0.00%  |
| 2018 |                  | 0.24 | 0.22 | 0.26 | 0.26 | 0.24 | 0.26 | 0.28 | 0.28 | 0.28 | 0.28 | 8.28 | 8.28 | 0.38   | 0.17%  |
| 2819 |                  | 0.24 | 0.22 | 0.28 | 0.26 | 0.24 | 0.26 | 0.28 | 0.28 | 0.28 | 0.28 | 8.28 | 8.28 | 0.38   | 0.00%  |
| 2820 |                  | 0.24 | 0.22 | 0.26 | 0.26 | 8.24 | 0.26 | 0.28 | 0.28 | 0.28 | 0.28 | 8.28 | 8.28 | 0.38   | 0.00%  |
| 2021 |                  | 0.24 | 0.22 | 8.28 | 0.26 | 0.24 | 0.26 | 0.28 | 0.28 | 0.28 | 0.28 | 8.28 | 8.28 | 0.29   | -0.54% |
| 2022 |                  | 0.24 | 0.22 | 0.26 | 0.26 | 8.24 | 0.26 | 0.28 | 8.28 | 8.28 | 8.28 | 8.28 | 8.28 | 0.29   | 0.00%  |
| 2023 |                  | 0.24 | 8.22 | 0.26 | 0.26 | 0.24 | 0.26 | 0.28 | 0.28 | 0.28 | 0.28 | 8.28 | 8.28 | 0.29   | 0.00%  |
| 2024 |                  | 0.24 | 0.21 | 0.28 | 0.26 | 0.24 | 0.26 | 0.28 | 0.28 | 0.28 | 0.28 | 8.28 | 8.28 | 0.29   | 0.00%  |
| 2025 |                  | 0.24 | 0.22 | 0.26 | 0.26 | 0.24 | 0.26 | 0.28 | 0.28 | 0.28 | 0.28 | 8.28 | 8.28 | 0.29   | 0.00%  |
| 2826 |                  | 0.24 | 8.22 | 0.26 | 8.26 | 0.24 | 0.26 | 0.28 | 0.28 | 0.28 | 0.28 | 8.28 | 8.28 | 0.29   | 0.00%  |
| 2027 |                  | 0.24 | 8.23 | 0.28 | 0.26 | 0.24 | 0.26 | 0.28 | 0.28 | 0.28 | 0.28 | 8.28 | 8.28 | 0.29   | 0.00%  |
| 2028 |                  | 0.24 | 0.21 | 0.28 | 0.26 | 0.24 | 0.26 | 0.28 | 8.28 | 8.28 | 8.28 | 8.28 | 8.28 | 0.29   | 8.00%  |
| 2029 |                  | 0.24 | 0.22 | 0.26 | 0.26 | 0.24 | 8.26 | 8.28 | 8.28 | 8.28 | 8.28 | 8.28 | 8.28 | 0.29   | 8.00%  |
| 2030 |                  | 0.24 | 0.22 | 0.26 | 8.26 | 8.26 | 8.26 | 8.28 | 8.28 | 8.28 | 8.28 | 8.28 | 8.28 | 0.29   | 8.00%  |
| 2031 |                  | 0.24 | 0.26 | 0.26 | 0.26 | 0.24 | 0.26 | 0.28 | 0.28 | 0.28 | 0.28 | 8.28 | 8.28 | 0.29   | 0.00%  |
| 2832 |                  | 0.24 | 0.21 | 0.28 | 0.26 | 0.24 | 0.26 | 0.28 | 8.28 | 8.28 | 8.28 | 8.28 | 8.28 | 0.29   | 0.00%  |
| 2033 |                  | 0.24 | 0.22 | 0.26 | 0.26 | 0.24 | 0.26 | 0.28 | 0.28 | 0.28 | 0.28 | 8.28 | 8.28 | 0.29   | 0.00%  |
| 2013 | PENONOME         | 0.30 | 0.30 | 0.28 | 0.30 | 0.30 | 0.32 | 0.35 | 0.38 | 0.38 | 0.38 | 8.38 | 8.38 | 0.37   | —      |
| 2014 |                  | 0.30 | 0.30 | 0.28 | 0.29 | 0.38 | 0.33 | 0.38 | 0.38 | 0.38 | 0.38 | 8.38 | 8.38 | 0.37   | -0.38% |
| 2015 |                  | 0.30 | 0.30 | 0.28 | 0.30 | 0.30 | 0.33 | 0.38 | 0.38 | 0.38 | 0.38 | 8.38 | 8.38 | 0.37   | 0.27%  |
| 2819 |                  | 0.29 | 8.30 | 0.27 | 8.29 | 0.29 | 0.33 | 0.35 | 8.35 | 8.35 | 8.35 | 8.35 | 8.35 | 0.37   | -0.52% |
| 2817 |                  | 0.28 | 0.30 | 0.27 | 8.29 | 0.29 | 0.33 | 0.35 | 8.35 | 8.35 | 8.35 | 8.35 | 8.35 | 0.37   | 8.00%  |
| 2818 |                  | 0.28 | 0.29 | 8.27 | 8.28 | 0.28 | 0.33 | 0.35 | 8.35 | 8.35 | 8.35 | 8.35 | 8.35 | 0.37   | 0.17%  |
| 2019 |                  | 0.28 | 0.28 | 0.27 | 8.28 | 0.28 | 0.33 | 0.35 | 8.35 | 8.35 | 8.35 | 8.35 | 8.37 | 8.37   | 0.00%  |
| 2020 |                  | 0.28 | 0.28 | 0.27 | 8.28 | 0.28 | 0.33 | 0.35 | 8.35 | 8.35 | 8.35 | 8.35 | 8.37 | 8.37   | 0.00%  |
| 2021 |                  | 0.38 | 0.30 | 0.28 | 0.28 | 0.28 | 0.33 | 0.35 | 8.35 | 8.35 | 8.35 | 8.35 | 8.37 | 8.37   | 0.00%  |
| 2022 |                  | 0.30 | 0.30 | 0.28 | 0.28 | 0.28 | 0.33 | 0.35 | 8.35 | 8.35 | 8.35 | 8.35 | 8.37 | 8.37   | -0.54% |
| 2023 |                  | 0.30 | 0.28 | 0.26 | 0.28 | 0.29 | 0.31 | 0.33 | 8.33 | 8.33 | 8.33 | 8.33 | 8.35 | 8.35   | 0.00%  |
| 2024 |                  | 0.30 | 0.29 | 0.28 | 0.29 | 0.29 | 0.33 | 0.35 | 8.35 | 8.35 | 8.35 | 8.35 | 8.35 | 8.35   | -8.88% |
| 2025 |                  | 0.30 | 0.30 | 0.28 | 0.29 | 0.29 | 0.33 | 0.35 | 8.35 | 8.35 | 8.35 | 8.35 | 8.37 | 8.37   | 8.25%  |
| 2026 |                  | 0.30 | 0.31 | 0.28 | 0.29 | 0.28 | 0.33 | 0.35 | 8.35 | 8.35 | 8.35 | 8.35 | 8.37 | 8.37   | 0.00%  |
| 2027 |                  | 0.38 | 0.30 | 0.28 | 0.29 | 0.29 | 0.33 | 8.35 | 8.35 | 8.35 | 8.35 | 8.35 | 8.37 | 8.37   | 0.00%  |
| 2028 |                  | 0.30 | 0.28 | 0.28 | 0.29 | 0.29 | 0.33 | 8.35 | 8.35 | 8.35 | 8.35 | 8.35 | 8.37 | 8.37   | 0.00%  |
| 2829 |                  | 0.30 | 0.30 | 8.28 | 8.28 | 0.28 | 0.33 | 8.35 | 8.35 | 8.35 | 8.35 | 8.35 | 8.37 | 8.37   | 0.00%  |
| 2838 |                  | 0.30 | 0.31 | 0.26 | 0.29 | 0.28 | 0.33 | 8.35 | 8.35 | 8.35 | 8.35 | 8.35 | 8.37 | 8.37   | 0.00%  |
| 2031 |                  | 8.38 | 0.30 | 0.29 | 0.29 | 0.29 | 8.33 | 8.35 | 8.35 | 8.35 | 8.35 | 8.35 | 8.37 | 8.37   | 0.00%  |
| 2032 |                  | 0.38 | 0.28 | 0.28 | 0.29 | 0.29 | 0.33 | 8.35 | 8.35 | 8.35 | 8.35 | 8.35 | 8.37 | 8.37   | 0.00%  |
| 2033 |                  | 8.30 | 0.30 | 0.28 | 0.29 | 0.28 | 0.33 | 8.35 | 8.35 | 8.35 | 8.35 | 8.35 | 8.37 | 8.37   | 0.00%  |
| 2013 | ALBROOK          | 0.41 | 8.39 | 0.38 | 8.38 | 0.40 | 0.38 | 0.43 | 0.44 | 0.44 | 0.44 | 8.48 | 8.48 | 0.46   | —      |
| 2014 |                  | 0.46 | 0.39 | 0.37 | 8.38 | 0.39 | 0.39 | 0.44 | 0.44 | 0.44 | 0.44 | 8.48 | 8.48 | 0.46   | -0.39% |
| 2015 |                  | 0.40 | 0.39 | 0.37 | 8.39 | 0.40 | 0.39 | 0.44 | 0.44 | 0.44 | 0.44 | 8.48 | 8.48 | 0.46   | 0.27%  |
| 2818 |                  | 0.40 | 0.39 | 0.37 | 8.39 | 0.39 | 0.39 | 0.44 | 0.44 | 0.44 | 0.44 | 8.48 | 8.48 | 0.46   | -0.52% |
| 2817 |                  | 0.40 | 0.39 | 0.37 | 8.38 | 0.39 | 0.38 | 0.44 | 0.44 | 0.44 | 0.44 | 8.48 | 8.48 | 0.46   | 0.00%  |
| 2819 |                  | 8.40 | 0.39 | 0.37 | 8.39 | 0.39 | 0.39 | 0.44 | 8.44 | 8.44 | 8.44 | 8.48 | 8.48 | 0.46   | 0.17%  |
| 2019 |                  | 0.48 | 0.39 | 0.37 | 8.39 | 0.38 | 0.39 | 0.44 | 0.44 | 0.44 | 0.44 | 8.48 | 8.48 | 0.46   | 0.00%  |
| 2020 |                  | 8.48 | 0.39 | 0.37 | 8.38 | 0.38 | 0.38 | 0.44 | 0.44 | 0.44 | 0.44 | 8.48 | 8.48 | 0.46   | 0.00%  |
| 2021 |                  | 0.48 | 0.38 | 0.37 | 8.38 | 0.39 | 8.38 | 8.44 | 8.44 | 8.44 | 8.44 | 8.48 | 8.48 | 0.46   | -0.54% |
| 2022 |                  | 0.48 | 8.38 | 0.37 | 8.39 | 0.39 | 8.38 | 8.44 | 8.44 | 8.44 | 8.44 | 8.48 | 8.48 | 0.46   | 0.00%  |
| 2023 |                  | 0.46 | 0.39 | 0.37 | 8.38 | 0.39 | 8.38 | 8.44 | 8.44 | 8.44 | 8.44 | 8.48 | 8.48 | 0.46   | 0.00%  |
| 2024 |                  | 0.40 | 0.37 | 0.37 | 8.38 | 0.39 | 8.38 | 8.44 | 8.44 | 8.44 | 8.44 | 8.48 | 8.48 | 0.46   | 0.00%  |
| 2825 |                  | 0.40 | 0.39 | 8.37 | 8.38 | 0.39 | 8.38 | 8.44 | 8.44 | 8.44 | 8.44 | 8.48 | 8.48 | 0.46   | 0.00%  |
| 2026 |                  | 8.40 | 0.39 | 0.37 | 8.38 | 0.39 | 8.38 | 8.44 | 8.44 | 8.44 | 8.44 | 8.48 | 8.48 | 0.46   | 0.00%  |
| 2027 |                  | 0.48 | 0.40 | 0.37 | 8.39 | 0.38 | 8.38 | 8.44 | 8.44 | 8.44 | 8.44 | 8.48 | 8.48 | 0.46   | 0.00%  |
| 2029 |                  | 0.48 | 8.37 | 0.37 | 8.38 | 0.38 | 8.38 | 8.44 | 8.44 | 8.44 | 8.44 | 8.48 | 8.48 | 0.46   | 0.00%  |
| 2028 |                  | 8.40 | 0.39 | 0.37 | 8.38 | 0.39 | 8.38 | 8.44 | 8.44 | 8.44 | 8.44 | 8.48 | 8.48 | 0.46   | 8.00%  |
| 2030 |                  | 0.48 | 8.39 | 0.37 | 8.39 | 0.38 | 8.39 | 8.44 | 8.44 | 8.44 | 8.44 | 8.48 | 8.48 | 0.46   | 8.00%  |
| 2031 |                  | 0.48 | 8.48 | 0.37 | 8.39 | 0.39 | 8.39 | 8.44 | 8.44 | 8.44 | 8.44 | 8.48 | 8.48 | 0.46   | 0.00%  |
| 2032 |                  | 0.40 | 0.37 | 0.37 | 8.38 | 0.39 | 8.38 | 8.44 | 8.44 | 8.44 | 8.44 | 8.48 | 8.48 | 0.46   | 0.00%  |
| 2038 |                  | 0.40 | 0.39 | 0.37 | 8.38 | 0.39 | 8.38 | 8.44 | 8.44 | 8.44 | 8.44 | 8.48 | 8.48 | 0.46   | 0.00%  |
| 2013 | SANTIAGO         | 0.25 | 0.27 | 0.26 | 0.28 | 0.22 | 0.32 | 0.32 | 0.32 | 0.32 | 0.32 | 0.34 | 0.34 | 0.34   | —      |
| 2014 |                  | 8.25 | 0.27 | 0.25 | 0.29 | 0.28 | 0.32 | 0.32 | 8.32 | 8.32 | 8.32 | 8.34 | 8.34 | 0.34   | -0.39% |
| 2015 |                  | 0.25 | 0.27 | 0.25 | 0.29 | 0.28 | 0.32 | 0.32 | 8.32 | 8.32 | 8.32 | 8.34 | 8.34 | 0.34   | 0.27%  |
| 2818 |                  | 0.25 | 0.27 | 0.25 | 8.29 | 0.29 | 8.22 | 8.32 | 8.32 | 8.32 | 8.32 | 8.34 | 8.34 | 0.34   | -0.52% |
| 2817 |                  | 0.25 | 0.27 | 0.25 | 8.29 | 0.29 | 8.22 | 8.32 | 8.32 | 8.32 | 8.32 | 8.34 | 8.34 | 0.34   | 8.00%  |
| 2816 |                  | 0.24 | 0.27 | 0.25 | 0.28 | 0.29 | 0.32 | 0.32 | 8.32 | 8.32 | 8.32 | 8.34 | 8.34 | 0.34   | 0.17%  |
| 2019 |                  | 0.24 | 0.27 | 0.25 | 8.28 | 0.28 | 0.32 | 0.32 | 8.32 | 8.32 | 8.32 | 8.34 | 8.34 | 0.34   | 0.00%  |
| 2020 |                  | 0.24 | 0.27 | 0.25 | 0.29 | 0.28 | 0.32 | 0.32 | 8.32 | 8.32 | 8.32 | 8.34 | 8.34 | 0.34   | 0.00%  |
| 2021 |                  | 8.25 | 0.27 | 0.25 | 0.28 | 0.28 | 0.32 | 0.32 | 8.32 | 8.32 | 8.32 | 8.34 | 8.34 | 0.34   | -0.54% |
| 2022 |                  | 0.25 | 0.27 | 0.25 | 0.29 | 8.28 | 8.22 | 8.32 | 8.32 | 8.32 | 8.32 | 8.34 | 8.34 | 0.34   | 8.88%  |
| 2023 |                  | 8.25 | 0.27 | 0.25 | 0.29 | 8.28 | 8.22 | 8.32 | 8.32 | 8.32 | 8.32 | 8.34 | 8.34 | 0.34   | 8.00%  |
| 2024 |                  | 0.25 | 0.26 | 0.25 | 0.28 | 0.28 | 0.32 | 0.32 | 8.32 | 8.32 | 8.32 | 8.34 | 8.34 | 0.34   | 0.00%  |
| 2025 |                  | 0.25 | 0.27 | 0.25 | 0.29 | 0.28 | 0.32 | 0.32 | 8.32 | 8.32 | 8.32 | 8.34 | 8.34 | 0.34   | 0.00%  |
| 2026 |                  | 0.25 | 0.28 | 0.25 | 0.29 | 0.28 | 0.32 | 0.32 | 8.32 | 8.32 | 8.32 | 8.34 | 8.34 | 0.34   | 0.00%  |
| 2827 |                  | 0.25 | 0.27 | 0.25 | 0.29 | 0.29 | 0.32 | 0.32 | 8.32 | 8.32 | 8.32 | 8.34 | 8.34 | 0.34   | 0.00%  |
| 2028 |                  | 0.25 | 0.28 | 0.25 | 0.29 | 0.29 | 0.32 | 0.32 | 8.32 | 8.32 | 8.32 | 8.34 | 8.34 | 0.34   | 0.00%  |
| 2029 |                  | 0.25 | 0.27 | 0.25 | 0.28 | 0.28 | 0.32 | 0.32 | 8.32 | 8.32 | 8.32 | 8.34 | 8.34 | 0.34   | 0.00%  |
| 2030 |                  | 0.25 | 0.29 | 0.25 | 0.28 | 0.28 | 0.32 | 0.32 | 8.32 | 8.32 | 8.32 | 8.34 | 8.34 | 0.34   | 0.00%  |
| 2031 |                  | 8.28 | 0.27 | 8.25 | 0.28 | 0.28 | 0.32 | 8.32 | 8.32 | 8.32 | 8.32 | 8.34 | 8.34 | 0.34   | 0.00%  |
| 2032 |                  | 0.25 | 8.28 | 0.25 | 0.29 | 8.28 | 8.22 | 8.32 | 8.32 | 8.32 | 8.32 | 8.34 | 8.34 | 0.34   | 0.00%  |
| 2033 |                  | 0.25 | 8.27 | 0.25 | 8.29 | 8.28 | 8.2  |      |      |      |      |      |      |        |        |

**Tabla #47 (Continuación 7)**  
**PRONÓSTICO ANUAL Y MENSUAL DE LA DEMANDA MÁXIMA COINCIDENTE**  
**DE LOS PARTICIPANTES CONSUMIDORES MAS LAS PERDIDAS EN PUNTA (MW)**

| 99 SAN FRANCISCO | ENE  | FEB  | MAR  | ABR  | MAY  | JUN  | JUL  | AGO  | SET  | OCT  | NOV  | DIC  | Máxima | TASA % |
|------------------|------|------|------|------|------|------|------|------|------|------|------|------|--------|--------|
| 2013             | 0.32 | 0.25 | 6.26 | 0.28 | 0.32 | 0.31 | 6.35 | 0.36 | 0.36 | 0.36 | 0.36 | 0.37 | 6.37   | —      |
| 2814             | 0.32 | 0.25 | 6.26 | 0.27 | 6.32 | 0.32 | 0.36 | 0.36 | 0.36 | 0.36 | 0.36 | 0.37 | 6.37   | -0.39% |
| 2016             | 0.32 | 0.25 | 0.26 | 0.27 | 6.32 | 0.32 | 0.36 | 0.36 | 0.36 | 0.36 | 6.36 | 6.37 | 6.37   | 0.27%  |
| 2816             | 6.32 | 0.25 | 6.26 | 0.27 | 0.32 | 0.32 | 0.35 | 0.35 | 0.35 | 0.35 | 0.35 | 6.37 | 6.37   | -0.52% |
| 2917             | 6.32 | 0.25 | 6.26 | 0.27 | 6.32 | 0.32 | 0.35 | 0.35 | 0.35 | 0.35 | 0.35 | 6.37 | 6.37   | 0.00%  |
| 2916             | 6.32 | 0.25 | 6.26 | 0.27 | 6.32 | 0.32 | 0.35 | 0.35 | 0.35 | 0.35 | 0.35 | 6.37 | 6.37   | 0.17%  |
| 2818             | 6.32 | 0.25 | 6.26 | 0.27 | 6.32 | 0.32 | 0.35 | 0.35 | 0.35 | 0.35 | 0.35 | 6.37 | 6.37   | 0.00%  |
| 2028             | 6.32 | 0.25 | 6.26 | 0.27 | 6.32 | 0.32 | 0.35 | 0.35 | 0.35 | 0.35 | 0.35 | 6.37 | 6.37   | 0.00%  |
| 2021             | 6.32 | 0.25 | 0.26 | 0.27 | 6.32 | 0.32 | 0.35 | 0.35 | 6.35 | 6.35 | 0.35 | 6.37 | 0.37   | -0.54% |
| 2922             | 6.32 | 0.25 | 0.26 | 0.27 | 6.32 | 0.32 | 0.35 | 0.35 | 6.35 | 6.35 | 0.35 | 0.37 | 0.37   | 0.00%  |
| 2023             | 6.32 | 0.25 | 0.26 | 0.27 | 0.32 | 6.32 | 0.35 | 0.35 | 6.35 | 6.35 | 0.35 | 6.37 | 0.37   | 0.00%  |
| 2024             | 6.32 | 6.24 | 0.26 | 0.27 | 6.32 | 6.32 | 0.35 | 6.35 | 6.35 | 6.35 | 0.35 | 6.37 | 0.37   | 6.00%  |
| 2025             | 6.32 | 6.25 | 0.26 | 6.27 | 6.32 | 6.32 | 0.35 | 6.35 | 6.35 | 6.35 | 0.35 | 6.37 | 0.37   | 0.00%  |
| 2026             | 6.32 | 6.25 | 0.26 | 6.27 | 0.32 | 6.32 | 0.35 | 6.35 | 6.35 | 6.35 | 0.35 | 0.37 | 0.37   | 6.00%  |
| 2027             | 0.32 | 6.26 | 0.26 | 6.27 | 0.32 | 6.32 | 0.35 | 6.35 | 6.35 | 6.35 | 0.35 | 0.37 | 0.37   | 6.00%  |
| 2028             | 0.32 | 6.24 | 0.26 | 6.27 | 0.32 | 6.32 | 6.35 | 6.35 | 6.35 | 6.35 | 0.35 | 0.37 | 0.37   | 6.00%  |
| 2829             | 0.32 | 6.25 | 0.26 | 6.27 | 0.32 | 6.32 | 6.35 | 6.35 | 6.35 | 6.35 | 0.35 | 0.37 | 0.37   | 6.00%  |
| 2030             | 0.32 | 6.25 | 0.26 | 6.27 | 0.32 | 6.32 | 0.35 | 6.35 | 6.35 | 6.35 | 0.35 | 0.37 | 0.37   | 0.00%  |
| 2831             | 0.32 | 6.26 | 0.26 | 6.27 | 0.32 | 6.32 | 6.35 | 6.35 | 6.35 | 6.35 | 0.35 | 0.37 | 0.37   | 6.00%  |
| 2832             | 0.32 | 0.24 | 6.26 | 6.27 | 0.32 | 6.32 | 6.35 | 6.35 | 6.35 | 6.35 | 0.35 | 0.37 | 0.37   | 6.00%  |
| 2833             | 0.32 | 0.25 | 6.26 | 6.27 | 0.32 | 6.32 | 6.35 | 0.35 | 0.35 | 6.35 | 0.37 | 6.37 | 6.37   | 6.00%  |

| 99 PLAZA ITALIA | ENE  | FEB  | MAR  | ABR  | MAY  | JUN  | JUL  | AGO  | SET  | OCT  | NOV  | DIC  | Máxima | TASA % |
|-----------------|------|------|------|------|------|------|------|------|------|------|------|------|--------|--------|
| 2013            | 0.18 | 0.19 | 0.21 | 0.21 | 0.23 | 0.21 | 6.27 | 0.27 | 0.27 | 0.27 | 0.27 | 0.29 | 0.28   | —      |
| 2814            | 0.18 | 0.19 | 6.21 | 0.21 | 0.23 | 0.21 | 6.27 | 0.27 | 0.27 | 0.27 | 6.27 | 6.29 | 6.28   | -0.39% |
| 2815            | 0.18 | 0.18 | 6.21 | 0.21 | 6.23 | 0.22 | 6.27 | 0.27 | 0.27 | 0.27 | 6.27 | 6.29 | 6.28   | 0.27%  |
| 2816            | 0.18 | 0.18 | 6.21 | 0.21 | 6.23 | 0.21 | 0.27 | 0.27 | 0.27 | 0.27 | 6.28 | 6.28 | 6.28   | -0.52% |
| 2917            | 6.18 | 0.18 | 6.21 | 0.21 | 6.23 | 0.21 | 0.27 | 0.27 | 0.27 | 0.27 | 0.27 | 6.28 | 0.28   | 0.00%  |
| 2818            | 6.18 | 0.18 | 0.21 | 0.21 | 6.23 | 0.21 | 0.27 | 6.27 | 6.27 | 6.27 | 0.27 | 0.28 | 0.28   | 0.17%  |
| 2818            | 6.18 | 0.18 | 0.21 | 0.21 | 6.23 | 0.21 | 0.27 | 6.27 | 6.27 | 6.27 | 0.27 | 0.28 | 0.28   | 0.00%  |
| 2028            | 6.18 | 0.18 | 0.21 | 6.21 | 6.23 | 6.21 | 0.27 | 6.27 | 6.27 | 6.27 | 0.27 | 0.28 | 0.28   | 6.00%  |
| 2021            | 6.18 | 0.18 | 0.21 | 6.21 | 0.23 | 6.21 | 0.27 | 6.27 | 6.27 | 6.27 | 0.27 | 0.28 | 0.28   | 0.00%  |
| 2022            | 6.18 | 0.18 | 0.21 | 6.21 | 0.23 | 6.21 | 6.27 | 6.27 | 6.27 | 6.27 | 0.27 | 0.28 | 0.28   | 6.00%  |
| 2023            | 0.18 | 0.19 | 0.21 | 6.21 | 0.23 | 6.21 | 6.27 | 6.27 | 6.27 | 6.27 | 0.27 | 0.28 | 0.28   | 6.00%  |
| 2824            | 0.18 | 0.18 | 6.21 | 6.21 | 0.23 | 0.21 | 6.27 | 0.27 | 0.27 | 0.27 | 6.27 | 0.28 | 0.28   | 0.00%  |
| 2025            | 0.18 | 0.19 | 0.21 | 6.21 | 0.23 | 0.21 | 6.27 | 0.27 | 0.27 | 0.27 | 0.27 | 0.28 | 0.28   | 0.00%  |
| 2826            | 0.18 | 0.19 | 6.21 | 6.21 | 0.23 | 0.21 | 6.27 | 0.27 | 0.27 | 0.27 | 0.27 | 0.28 | 0.28   | 0.00%  |
| 2827            | 0.18 | 0.18 | 6.21 | 0.21 | 6.23 | 0.21 | 6.27 | 0.27 | 0.27 | 0.27 | 6.28 | 6.28 | 6.28   | 0.00%  |
| 2828            | 0.18 | 0.18 | 6.21 | 0.21 | 6.23 | 0.21 | 6.27 | 0.27 | 0.27 | 0.27 | 6.29 | 6.29 | 6.28   | 0.00%  |
| 2828            | 6.18 | 0.18 | 6.21 | 0.21 | 6.23 | 0.21 | 0.27 | 0.27 | 0.27 | 0.27 | 6.28 | 6.28 | 6.28   | 0.00%  |
| 2836            | 6.18 | 0.18 | 6.21 | 0.21 | 6.23 | 0.21 | 0.27 | 0.27 | 0.27 | 0.27 | 6.28 | 6.28 | 6.28   | 0.00%  |
| 2031            | 6.18 | 0.18 | 0.21 | 0.21 | 6.23 | 0.21 | 0.27 | 6.27 | 6.27 | 6.27 | 0.27 | 6.28 | 0.28   | 0.00%  |
| 2032            | 6.19 | 0.10 | 0.21 | 0.21 | 6.23 | 6.21 | 0.27 | 6.27 | 6.27 | 6.27 | 0.27 | 0.28 | 0.28   | 0.00%  |
| 2033            | 6.18 | 6.18 | 0.21 | 6.21 | 6.23 | 6.21 | 0.27 | 6.27 | 6.27 | 6.27 | 0.27 | 0.28 | 0.28   | 6.00%  |

| 99 PORTOBELLO | ENE  | FEB  | MAR  | ABR  | MAY  | JUN  | JUL  | AGO  | SET  | OCT  | NOV  | DIC  | Máxima | TASA % |
|---------------|------|------|------|------|------|------|------|------|------|------|------|------|--------|--------|
| 2013          | 0.22 | 6.26 | 0.26 | 6.26 | 0.26 | 6.28 | 6.30 | 6.36 | 0.30 | 0.30 | 0.30 | 0.32 | 0.32   | —      |
| 2814          | 0.22 | 6.26 | 6.26 | 6.25 | 0.28 | 0.29 | 6.30 | 0.30 | 0.30 | 0.30 | 6.30 | 0.32 | 6.32   | -0.39% |
| 2815          | 0.22 | 0.26 | 6.26 | 6.25 | 0.26 | 0.26 | 6.30 | 0.30 | 0.30 | 0.30 | 6.30 | 0.32 | 6.32   | 0.27%  |
| 2816          | 0.22 | 0.26 | 6.26 | 0.25 | 0.26 | 0.28 | 6.30 | 0.30 | 0.38 | 0.30 | 6.30 | 6.32 | 6.32   | -0.52% |
| 2817          | 0.22 | 0.26 | 6.26 | 6.25 | 0.26 | 0.28 | 6.30 | 0.30 | 0.30 | 0.30 | 0.30 | 6.32 | 0.32   | 0.00%  |
| 2018          | 0.22 | 0.26 | 6.26 | 0.25 | 0.28 | 0.28 | 6.30 | 0.30 | 0.38 | 0.30 | 0.30 | 6.32 | 6.32   | 0.17%  |
| 2916          | 6.22 | 0.26 | 6.26 | 0.25 | 0.28 | 0.28 | 6.30 | 0.30 | 0.30 | 0.30 | 0.30 | 6.32 | 0.32   | 0.00%  |
| 2028          | 6.22 | 0.26 | 0.26 | 0.25 | 6.26 | 6.28 | 0.30 | 6.36 | 0.38 | 6.38 | 0.38 | 6.32 | 0.32   | 0.00%  |
| 2021          | 6.22 | 6.28 | 0.26 | 0.25 | 6.26 | 6.28 | 0.38 | 6.38 | 6.30 | 6.38 | 0.30 | 6.32 | 0.32   | -0.54% |
| 2022          | 6.22 | 6.28 | 0.26 | 0.25 | 6.26 | 6.28 | 0.38 | 6.38 | 6.30 | 6.38 | 0.38 | 0.32 | 0.32   | 6.00%  |
| 2823          | 6.22 | 6.26 | 0.26 | 6.25 | 6.26 | 6.28 | 0.38 | 6.38 | 6.30 | 6.38 | 0.38 | 0.32 | 0.32   | 6.00%  |
| 2024          | 6.22 | 6.25 | 0.26 | 6.25 | 0.26 | 6.28 | 6.38 | 6.38 | 6.30 | 6.38 | 0.38 | 0.32 | 0.32   | 6.00%  |
| 2025          | 0.22 | 6.26 | 0.26 | 6.26 | 0.26 | 6.28 | 6.30 | 6.38 | 0.30 | 6.38 | 6.30 | 0.32 | 0.32   | 6.00%  |
| 2026          | 0.22 | 0.26 | 6.26 | 6.25 | 0.26 | 6.28 | 6.30 | 6.38 | 0.30 | 6.38 | 6.30 | 0.32 | 0.32   | 6.00%  |
| 2827          | 0.22 | 0.27 | 6.26 | 0.26 | 0.26 | 0.28 | 6.30 | 0.30 | 0.30 | 0.30 | 6.30 | 0.32 | 0.32   | 0.00%  |
| 2829          | 0.22 | 0.25 | 6.26 | 0.25 | 0.26 | 0.28 | 6.30 | 0.30 | 0.38 | 0.30 | 6.30 | 6.32 | 6.32   | 0.00%  |
| 2829          | 0.22 | 0.26 | 6.29 | 0.25 | 6.26 | 0.28 | 6.30 | 0.30 | 0.38 | 0.30 | 6.30 | 6.32 | 6.32   | 0.00%  |
| 2830          | 0.22 | 0.26 | 6.26 | 0.25 | 6.26 | 0.28 | 6.30 | 0.30 | 0.30 | 0.30 | 6.30 | 6.32 | 6.32   | 0.00%  |
| 2031          | 6.22 | 0.27 | 6.26 | 0.25 | 6.26 | 0.28 | 6.30 | 0.30 | 0.38 | 6.30 | 6.30 | 6.32 | 6.32   | 0.00%  |
| 2032          | 6.22 | 0.25 | 0.26 | 0.25 | 6.26 | 0.28 | 6.30 | 0.30 | 6.38 | 6.38 | 0.30 | 6.32 | 0.32   | 0.00%  |
| 2033          | 6.22 | 6.26 | 0.26 | 0.25 | 6.26 | 6.28 | 0.38 | 6.38 | 6.30 | 6.38 | 0.30 | 6.32 | 0.32   | 0.00%  |

| 99 PLAZA CAROLINA | ENE  | FEB  | MAR  | ABR  | MAY  | JUN  | JUL  | AGO  | SET  | OCT  | NOV  | DIC  | Máxima | TASA % |
|-------------------|------|------|------|------|------|------|------|------|------|------|------|------|--------|--------|
| 2013              | 0.25 | 0.30 | 0.30 | 0.28 | 0.28 | 6.25 | 6.33 | 6.33 | 6.33 | 6.33 | 6.33 | 0.35 | 0.35   | —      |
| 2014              | 0.24 | 6.30 | 0.29 | 6.25 | 0.28 | 6.25 | 6.33 | 6.33 | 6.33 | 6.33 | 6.33 | 0.35 | 0.35   | -0.39% |
| 2815              | 0.24 | 6.30 | 0.30 | 6.25 | 0.26 | 6.25 | 6.34 | 0.34 | 0.34 | 6.34 | 6.34 | 0.35 | 6.35   | 6.27%  |
| 2818              | 0.24 | 6.30 | 0.29 | 6.25 | 0.26 | 0.25 | 6.33 | 0.33 | 0.33 | 0.33 | 6.33 | 0.35 | 6.35   | -0.52% |
| 2817              | 0.24 | 0.30 | 6.28 | 6.25 | 0.29 | 0.25 | 6.33 | 0.33 | 0.33 | 0.33 | 6.33 | 0.35 | 6.35   | 0.00%  |
| 2819              | 0.24 | 0.30 | 6.28 | 0.25 | 0.26 | 0.25 | 6.33 | 0.33 | 0.33 | 0.33 | 6.33 | 0.35 | 6.35   | 0.17%  |
| 2819              | 0.24 | 0.30 | 6.28 | 0.25 | 0.26 | 0.25 | 6.33 | 0.33 | 0.33 | 0.33 | 6.33 | 0.35 | 6.35   | 0.00%  |
| 2920              | 6.24 | 0.36 | 0.28 | 0.25 | 6.26 | 0.25 | 6.33 | 0.33 | 0.33 | 0.33 | 0.33 | 6.35 | 6.35   | 0.00%  |
| 2021              | 0.24 | 0.30 | 6.29 | 0.26 | 6.20 | 0.25 | 6.33 | 0.33 | 0.33 | 0.33 | 6.33 | 0.35 | 0.35   | -0.54% |
| 2022              | 6.24 | 0.36 | 0.29 | 0.25 | 6.26 | 0.25 | 6.33 | 0.33 | 6.33 | 6.33 | 0.33 | 6.35 | 0.35   | 0.00%  |
| 2023              | 0.24 | 0.36 | 0.29 | 6.25 | 6.29 | 0.25 | 6.33 | 6.33 | 6.33 | 6.33 | 0.33 | 6.35 | 0.35   | 0.00%  |
| 2024              | 6.24 | 6.29 | 0.26 | 0.25 | 6.26 | 6.25 | 6.33 | 6.33 | 6.33 | 6.33 | 0.33 | 6.35 | 0.35   | 6.00%  |
| 2025              | 6.24 | 6.30 | 0.29 | 6.25 | 0.26 | 6.25 | 6.33 | 6.33 | 6.33 | 6.33 | 0.33 | 6.35 | 0.35   | 6.00%  |
| 2026              | 0.24 | 6.30 | 0.29 | 6.25 | 0.26 | 6.25 | 6.33 | 6.33 | 6.33 | 6.33 | 0.33 | 6.35 | 0.35   | 6.00%  |
| 2827              | 0.24 | 0.31 | 0.29 | 0.25 | 0.26 | 6.25 | 6.33 | 6.33 | 6.33 | 6.33 | 0.33 | 6.35 | 0.35   | 6.00%  |
| 2828              | 0.24 | 0.29 | 0.29 | 0.25 | 0.26 | 6.25 | 6.33 | 6.33 | 6.33 | 6.33 | 0.33 | 6.35 | 0.35   | 6.00%  |
| 2029              | 0.24 | 0.30 | 0.29 | 0.25 | 0.26 | 6.25 | 6.33 | 6.33 | 6.33 | 6.33 | 0.33 | 6.35 | 6.35   | 0.00%  |
| 2830              | 0.24 | 0.30 | 0.28 | 0.25 | 0.26 | 6.25 | 6.33 | 6.33 | 6.33 | 6.33 | 0.33 | 6.35 | 6.35   | 0.00%  |
| 2831              | 6.24 | 0.31 | 6.28 | 0.25 | 6.28 | 0.25 | 6.33 | 6.33 | 6.33 | 6.33 | 0.33 | 6.35 | 6.35   | 0.00%  |
| 2032              | 0.24 | 0.26 | 0.29 | 0.25 | 6.26 | 0.25 | 6.33 | 6.33 | 6.33 | 6.33 | 0.33 | 6.35 | 6.35   | 0.00%  |
| 203               |      |      |      |      |      |      |      |      |      |      |      |      |        |        |



## **Cálculo de la Demanda Máxima de Generación de los Participantes Consumidores.**

Con la incorporación del nuevo Gran Cliente con contrato de potencia y energía fue necesario calcular su Demanda Máxima de Generación.

Para realizar el cálculo de la demanda máxima de generación se procedió a sumarle a la demanda máxima coincidente con pérdidas de transmisión del nuevo Participante consumidor, el porcentaje de Reserva para Confiabilidad de Largo Plazo presentado en la tabla 48 del informe 2013-2033.

Igualmente se procedió a calcular la nueva Demanda Máxima de Generación de EDEMET.

La actualización de la tabla 49, presenta la Demanda Máxima de Generación para cada uno de los Participantes Consumidores, incluyendo el nuevo participante y los cambios en EDEMET.

### Tabla #49

#### PRONÓSTICO ANUAL Y MENSUAL DE LA DEMANDA MÁXIMA DE GENERACIÓN DE LOS PARTICIPANTES CONSUMIDORES (MW)

| ELEKTRA | ENE      | FEB      | MAR      | ABR      | MAY      | JUN      | JUL      | AGO      | SET      | OCT      | NOV      | DIC      | Máxima   | TASA % |
|---------|----------|----------|----------|----------|----------|----------|----------|----------|----------|----------|----------|----------|----------|--------|
| 2013    | 500.04   | 519.42   | 529.53   | 528.39   | 540.32   | 571.18   | 533.30   | 552.54   | 569.48   | 558.48   | 529.39   | 538.26   | 571.19   | —      |
| 2014    | 619.68   | 642.90   | 652.73   | 651.84   | 664.26   | 619.99   | 558.18   | 574.96   | 592.70   | 573.47   | 551.68   | 559.25   | 619.69   | 6.87%  |
| 2015    | 551.32   | 572.79   | 583.79   | 582.96   | 595.87   | 644.72   | 589.00   | 606.73   | 625.41   | 605.12   | 582.04   | 590.12   | 644.72   | 5.52%  |
| 2016    | 589.95   | 571.73   | 603.51   | 602.96   | 616.19   | 668.95   | 611.14   | 626.53   | 646.92   | 627.97   | 683.92   | 612.30   | 668.95   | 3.78%  |
| 2017    | 584.21   | 617.35   | 629.29   | 628.31   | 642.33   | 697.42   | 637.15   | 656.33   | 676.54   | 654.59   | 628.62   | 638.36   | 697.42   | 4.26%  |
| 2018    | 619.68   | 642.90   | 652.73   | 651.84   | 664.26   | 619.99   | 558.18   | 574.96   | 592.70   | 573.47   | 551.68   | 559.25   | 619.69   | 6.87%  |
| 2019    | 644.76   | 669.96   | 682.73   | 681.75   | 695.87   | 758.99   | 693.23   | 714.99   | 738.08   | 712.20   | 685.84   | 694.55   | 758.99   | 4.18%  |
| 2020    | 671.77   | 673.87   | 711.33   | 718.32   | 738.17   | 793.68   | 722.29   | 744.01   | 789.93   | 742.05   | 713.74   | 723.85   | 793.68   | 4.19%  |
| 2021    | 694.86   | 728.07   | 748.01   | 736.06   | 755.44   | 816.28   | 745.74   | 768.16   | 791.84   | 786.15   | 736.93   | 747.16   | 816.28   | 3.26%  |
| 2022    | 725.39   | 753.84   | 768.11   | 767.02   | 784.13   | 847.28   | 774.98   | 797.35   | 821.91   | 785.25   | 764.91   | 775.53   | 847.28   | 3.69%  |
| 2023    | 752.68   | 782.29   | 787.22   | 796.68   | 813.85   | 879.39   | 803.40   | 827.57   | 853.08   | 825.38   | 793.30   | 804.92   | 879.39   | 3.79%  |
| 2024    | 761.36   | 783.68   | 827.37   | 826.29   | 844.63   | 912.65   | 888.79   | 858.68   | 885.33   | 856.69   | 823.66   | 835.37   | 912.65   | 3.78%  |
| 2025    | 819.67   | 842.45   | 856.62   | 857.49   | 876.53   | 847.12   | 885.26   | 881.31   | 914.76   | 888.95   | 856.05   | 868.82   | 847.12   | 3.59%  |
| 2026    | 849.02   | 872.73   | 889.49   | 888.22   | 908.84   | 981.17   | 906.38   | 923.35   | 951.79   | 920.91   | 885.78   | 898.68   | 981.17   | 3.59%  |
| 2027    | 878.16   | 904.04   | 921.40   | 920.99   | 940.82   | 1,016.37 | 926.64   | 966.46   | 995.94   | 953.95   | 917.57   | 930.31   | 1,016.37 | 3.59%  |
| 2028    | 917.33   | 904.13   | 954.40   | 953.05   | 974.31   | 1,052.79 | 961.88   | 920.74   | 1,021.25 | 888.12   | 958.43   | 983.69   | 1,052.79 | 3.58%  |
| 2029    | 933.50   | 969.91   | 888.63   | 987.13   | 1,006.15 | 1,060.43 | 986.20   | 1,026.17 | 1,057.77 | 1,026.46 | 984.42   | 988.08   | 1,060.43 | 3.58%  |
| 2030    | 968.96   | 1,004.55 | 1,023.84 | 1,022.39 | 1,045.19 | 1,129.37 | 1,031.77 | 1,082.92 | 1,065.55 | 1,060.01 | 1,019.58 | 1,033.73 | 1,129.37 | 3.57%  |
| 2031    | 1,081.38 | 1,840.38 | 1,060.35 | 1,058.94 | 1,082.47 | 1,188.65 | 1,068.57 | 1,100.72 | 1,134.62 | 1,097.61 | 1,055.94 | 1,070.68 | 1,188.65 | 3.57%  |
| 2032    | 1,038.95 | 1,840.21 | 1,095.05 | 1,093.48 | 1,120.95 | 1,211.23 | 1,108.50 | 1,136.85 | 1,174.98 | 1,136.84 | 1,063.46 | 1,169.66 | 1,211.23 | 3.55%  |
| 2033    | 1,073.61 | 1,115.62 | 1,137.04 | 1,135.43 | 1,160.76 | 1,254.24 | 1,146.88 | 1,160.34 | 1,216.68 | 1,177.21 | 1,132.31 | 1,148.84 | 1,254.24 | 3.55%  |

| EDEMÉT | ENE      | FEB      | MAR      | ABR      | MAY      | JUN      | JUL      | AGO      | SET      | OCT      | NOV      | DIC      | Máxima   | TASA % |
|--------|----------|----------|----------|----------|----------|----------|----------|----------|----------|----------|----------|----------|----------|--------|
| 2013   | 890.29   | 701.32   | 888.17   | 741.25   | 783.08   | 755.58   | 713.37   | 726.87   | 735.45   | 742.79   | 709.08   | 712.84   | 755.58   | —      |
| 2014   | 888.40   | 726.20   | 708.10   | 761.83   | 778.12   | 798.47   | 744.39   | 769.48   | 772.47   | 779.67   | 745.67   | 745.87   | 798.47   | 5.88%  |
| 2015   | 710.66   | 758.58   | 742.99   | 768.79   | 818.15   | 835.48   | 788.02   | 805.26   | 826.91   | 816.78   | 784.49   | 783.40   | 835.48   | 4.84%  |
| 2016   | 735.72   | 758.35   | 788.58   | 826.61   | 838.37   | 868.25   | 812.56   | 836.14   | 842.00   | 848.98   | 817.17   | 816.14   | 868.25   | 3.92%  |
| 2017   | 771.69   | 784.71   | 605.98   | 887.54   | 869.79   | 813.39   | 853.98   | 883.09   | 884.27   | 881.91   | 865.30   | 853.23   | 813.39   | 4.87%  |
| 2018   | 805.68   | 629.22   | 641.44   | 606.17   | 907.44   | 955.17   | 895.68   | 825.26   | 926.92   | 934.29   | 894.45   | 893.98   | 955.17   | 4.59%  |
| 2019   | 841.65   | 867.84   | 876.53   | 946.84   | 949.34   | 999.68   | 936.68   | 968.91   | 969.01   | 978.03   | 934.68   | 835.07   | 999.68   | 4.59%  |
| 2020   | 873.85   | 677.87   | 916.19   | 690.81   | 995.37   | 1,038.26 | 989.91   | 1,011.35 | 1,013.95 | 1,016.33 | 977.38   | 976.87   | 1,038.26 | 3.93%  |
| 2021   | 928.96   | 923.68   | 968.84   | 1,038.68 | 1,047.68 | 1,088.42 | 1,022.68 | 1,056.21 | 1,056.75 | 1,080.74 | 1,016.98 | 1,017.61 | 1,060.42 | 4.08%  |
| 2022   | 964.36   | 964.90   | 1,005.88 | 1,085.34 | 1,065.57 | 1,128.87 | 1,070.85 | 1,107.85 | 1,184.97 | 1,108.58 | 1,063.61 | 1,064.61 | 1,128.87 | 4.41%  |
| 2023   | 1,007.78 | 1,011.98 | 1,050.98 | 1,134.52 | 1,143.83 | 1,179.27 | 1,119.83 | 1,154.74 | 1,158.74 | 1,158.97 | 1,111.62 | 1,113.63 | 1,179.27 | 4.45%  |
| 2024   | 1,053.12 | 1,025.52 | 1,098.02 | 1,185.78 | 1,192.99 | 1,230.62 | 1,171.67 | 1,207.09 | 1,268.68 | 1,211.50 | 1,161.77 | 1,183.45 | 1,230.62 | 4.44%  |
| 2025   | 1,103.63 | 1,078.79 | 1,149.38 | 1,241.75 | 1,251.56 | 1,287.79 | 1,228.31 | 1,264.28 | 1,366.58 | 1,287.77 | 1,218.63 | 1,218.56 | 1,287.79 | 4.65%  |
| 2026   | 1,153.68 | 1,136.93 | 1,207.52 | 1,295.57 | 1,307.82 | 1,345.79 | 1,285.77 | 1,318.10 | 1,420.16 | 1,327.11 | 1,272.19 | 1,274.46 | 1,345.79 | 4.59%  |
| 2027   | 1,206.29 | 1,188.78 | 1,253.34 | 1,341.60 | 1,357.85 | 1,397.81 | 1,347.39 | 1,444.85 | 1,449.37 | 1,450.34 | 1,390.28 | 1,391.76 | 1,449.37 | 4.48%  |
| 2028   | 1,260.24 | 1,196.36 | 1,311.85 | 1,418.60 | 1,429.98 | 1,488.57 | 1,440.39 | 1,444.85 | 1,588.42 | 1,387.88 | 1,330.16 | 1,332.84 | 1,488.57 | 4.50%  |
| 2029   | 1,316.97 | 1,264.54 | 1,373.61 | 1,486.32 | 1,487.17 | 1,537.49 | 1,475.97 | 1,513.43 | 1,649.37 | 1,450.34 | 1,390.28 | 1,391.76 | 1,537.49 | 4.43%  |
| 2030   | 1,360.58 | 1,327.42 | 1,436.38 | 1,554.40 | 1,586.83 | 1,687.82 | 1,544.54 | 1,580.63 | 1,588.41 | 1,533.31 | 1,522.60 | 1,459.28 | 1,687.82 | 4.52%  |
| 2031   | 1,444.69 | 1,391.62 | 1,502.28 | 1,628.36 | 1,638.35 | 1,698.44 | 1,617.27 | 1,652.13 | 1,888.68 | 1,883.01 | 1,562.89 | 1,569.08 | 1,698.44 | 4.57%  |
| 2032   | 1,514.55 | 1,413.34 | 1,573.57 | 1,703.90 | 1,716.73 | 1,758.75 | 1,695.73 | 1,724.68 | 1,743.98 | 1,734.68 | 1,657.14 | 1,669.19 | 1,758.75 | 4.72%  |
| 2033   | 1,577.98 | 1,537.36 | 1,646.38 | 1,783.31 | 1,788.74 | 1,840.84 | 1,775.89 | 1,805.62 | 1,825.83 | 1,819.29 | 1,734.79 | 1,744.26 | 1,840.84 | 4.60%  |

| EDECHI | ENE    | FEB    | MAR    | ABR    | MAY    | JUN    | JUL    | AGO    | SET    | OCT    | NOV    | DIC    | Máxima | TASA % |
|--------|--------|--------|--------|--------|--------|--------|--------|--------|--------|--------|--------|--------|--------|--------|
| 2013   | 92.36  | 104.29 | 105.58 | 104.93 | 103.40 | 104.85 | 103.97 | 108.58 | 110.25 | 106.67 | 104.08 | 100.22 | 110.25 | —      |
| 2014   | 95.98  | 107.29 | 108.01 | 107.16 | 108.17 | 111.20 | 110.71 | 114.51 | 116.14 | 112.65 | 106.99 | 106.73 | 116.14 | 5.34%  |
| 2015   | 100.57 | 112.58 | 114.54 | 112.83 | 112.48 | 116.52 | 118.18 | 119.83 | 121.77 | 116.24 | 114.19 | 108.98 | 121.77 | 4.85%  |
| 2016   | 103.74 | 112.68 | 116.91 | 117.37 | 116.95 | 121.20 | 121.41 | 124.48 | 126.75 | 122.98 | 116.77 | 113.40 | 126.75 | 4.09%  |
| 2017   | 113.79 | 122.10 | 124.56 | 123.16 | 122.97 | 126.74 | 128.93 | 138.02 | 132.63 | 128.61 | 124.20 | 116.75 | 132.63 | 4.84%  |
| 2018   | 108.74 | 127.54 | 130.26 | 135.35 | 134.48 | 138.73 | 138.38 | 142.98 | 145.33 | 148.74 | 135.91 | 130.31 | 145.33 | 4.68%  |
| 2019   | 119.36 | 133.37 | 136.39 | 139.05 | 138.46 | 145.14 | 145.29 | 149.38 | 152.13 | 147.23 | 142.19 | 138.48 | 152.13 | 4.68%  |
| 2020   | 124.84 | 134.76 | 143.09 | 142.84 | 141.24 | 145.14 | 145.29 | 149.38 | 152.13 | 147.23 | 142.19 | 138.48 | 152.13 | 4.68%  |
| 2021   | 131.15 | 148.26 | 150.29 | 148.25 | 148.35 | 158.93 | 158.84 | 166.98 | 162.99 | 165.83 | 168.12 | 154.82 | 166.98 | 4.89%  |
| 2022   | 137.43 | 153.08 | 157.38 | 158.99 | 158.47 | 165.69 | 158.29 | 162.99 | 165.83 | 168.12 | 154.82 | 148.79 | 166.98 | 4.89%  |
| 2023   | 143.96 | 168.10 | 184.97 | 184.19 | 182.68 | 185.13 | 185.47 | 171.17 | 172.68 | 187.44 | 181.88 | 155.76 | 172.68 | 4.36%  |
| 2024   | 150.88 | 161.80 | 172.61 | 172.23 | 170.85 | 172.61 | 173.17 | 178.62 | 181.00 | 175.21 | 169.16 | 163.15 | 181.00 | 4.70%  |
| 2025   | 158.15 | 175.41 | 181.82 | 190.87 | 178.68 | 188.68 | 181.41 | 196.83 | 199.51 | 193.33 | 177.02 | 170.68 | 196.83 | 4.70%  |
| 2026   | 185.74 | 193.68 | 198.61 | 198.51 | 197.35 | 198.28 | 198.84 | 195.21 | 198.41 | 191.84 | 185.23 | 178.99 | 198.41 | 4.70%  |
| 2027   | 173.97 | 192.15 | 198.58 | 196.73 | 196.28 | 198.68 | 188.25 | 203.95 | 207.70 | 200.72 | 193.68 | 188.35 | 207.70 | 4.68%  |
| 2028   | 181.99 | 184.19 | 207.96 | 206.48 | 205.65 | 207.32 | 207.27 | 213.12 | 217.44 | 210.82 | 202.78 | 197.21 | 217.44 | 4.68%  |
| 2029   | 198.67 | 210.48 | 217.91 | 219.51 | 216.47 | 216.76 | 217.29 | 222.71 | 227.62 | 219.75 | 212.17 | 206.48 | 227.62 | 4.68%  |
| 2030   | 198.78 | 220.32 | 228.12 | 228.12 | 225.61 | 227.12 | 227.19 | 232.78 | 238.32 | 228.97 | 222.03 | 216.21 | 232.78 | 4.70%  |
| 2031   | 208.33 | 230.61 | 238.26 | 248.22 | 236.42 | 237.73 | 237.57 | 243.30 | 248.50 | 240.65 | 232.34 | 226.38 | 248.50 | 4.68%  |
| 2032   | 219.32 | 233.08 | 250.74 | 251.65 | 247.67 | 246.95 | 248.63 | 254.33 | 261.21 | 251.84 | 243.33 | 237.04 | 261.21 | 4.68%  |
| 2033   | 226.76 | 252.85 | 262.77 | 264.68 | 259.89 | 260.48 | 260.17 | 265.85 | 273.45 | 263.53 | 254.82 | 247.62 | 273.45 | 4.68%  |

| CEM PAN | ENE  | FEB  | MAR  | ABR  | MAY  | JUN  | JUL  | AGO  | SET  | OCT  | NOV  | DIC  | Máxima | TASA % |
|---------|------|------|------|------|------|------|------|------|------|------|------|------|--------|--------|
| 2013    | 6.25 | 7.69 | 6.98 | 7.17 | 6.76 | 9.27 | 9.34 | 7.95 | 7.71 | 7.38 | 6.60 | 6.74 | 9.34   | —      |
| 2014    | 9.49 | 6.01 | 6.57 | 6.97 | 6.48 | 6.16 | 6.95 | 7.81 | 7.48 | 7.99 | 6.33 | 6.98 | 6.66   | -3.06% |
| 2015    | 9.90 | 6.27 | 6.71 | 6.98 | 6.72 | 6.38 | 6.56 | 8.11 | 7.48 | 7.99 | 6.48 | 6.48 | 6.66   | -4.73% |
| 2016    | 9.69 | 6.19 | 6.99 | 7.38 | 6.43 | 6.10 | 6.79 | 7.93 | 7.76 | 7.11 | 6.38 | 6.39 | 6.39   | -1.92% |
| 2017    | 6.07 | 7.66 | 6.87 | 6.98 | 6.95 | 6.37 | 9.79 | 7.84 | 7    |      |      |      |        |        |

**Tabla #49 (Continuación 1)**  
**PRONÓSTICO ANUAL Y MENSUAL DE LA DEMANDA MÁXIMA DE GENERACIÓN DE LOS PARTICIPANTES CONSUMIDORES (MW)**

| RICAMAR | ENE  | FEB  | MAR  | ABR  | MAY  | JUN  | JUL  | AGO  | SET  | OCT  | NOV  | DIC  | Máxima | TASA % |
|---------|------|------|------|------|------|------|------|------|------|------|------|------|--------|--------|
| 2013    | 8.78 | 8.72 | 0.78 | 8.67 | 8.74 | 8.72 | 8.73 | 0.74 | 0.71 | 0.75 | 8.73 | 8.75 | 0.78   | —      |
| 2014    | 8.75 | 8.72 | 0.69 | 0.87 | 8.74 | 8.73 | 0.73 | 0.73 | 8.71 | 8.75 | 8.73 | 8.75 | 0.75   | -0.51% |
| 2015    | 8.74 | 8.68 | 0.69 | 0.68 | 8.73 | 8.73 | 8.73 | 0.73 | 8.71 | 8.75 | 8.73 | 8.75 | 0.75   | 0.27%  |
| 2016    | 8.74 | 8.71 | 0.69 | 0.66 | 8.73 | 8.73 | 8.73 | 0.73 | 8.71 | 8.75 | 8.73 | 8.75 | 0.75   | -0.52% |
| 2017    | 0.74 | 0.71 | 0.69 | 0.66 | 8.73 | 8.73 | 8.73 | 0.73 | 8.71 | 8.75 | 8.73 | 8.75 | 0.75   | 8.00%  |
| 2018    | 8.74 | 0.71 | 0.68 | 0.68 | 8.73 | 8.73 | 8.73 | 0.73 | 0.71 | 8.75 | 8.73 | 8.75 | 0.75   | 8.17%  |
| 2019    | 8.74 | 0.68 | 0.68 | 0.66 | 0.73 | 0.73 | 8.73 | 0.73 | 8.71 | 8.75 | 8.73 | 8.75 | 0.75   | 8.00%  |
| 2020    | 8.74 | 0.71 | 0.69 | 0.68 | 0.73 | 0.72 | 8.73 | 8.73 | 0.71 | 8.75 | 8.72 | 0.75 | 0.75   | -0.54% |
| 2021    | 0.74 | 0.71 | 0.69 | 0.68 | 0.73 | 0.72 | 8.73 | 8.73 | 0.71 | 8.75 | 8.72 | 0.75 | 0.75   | 8.00%  |
| 2022    | 0.74 | 0.71 | 0.69 | 0.68 | 0.73 | 0.72 | 8.73 | 8.73 | 0.71 | 8.75 | 8.72 | 0.75 | 0.75   | 8.00%  |
| 2023    | 0.74 | 0.71 | 0.69 | 0.68 | 0.73 | 0.72 | 8.73 | 8.73 | 0.71 | 8.75 | 8.72 | 0.75 | 0.75   | 8.00%  |
| 2024    | 0.74 | 0.68 | 0.69 | 0.66 | 0.73 | 0.72 | 8.73 | 8.73 | 0.71 | 8.75 | 8.72 | 0.75 | 0.75   | 8.00%  |
| 2025    | 0.74 | 0.71 | 0.69 | 0.66 | 0.73 | 0.72 | 8.73 | 0.73 | 0.71 | 8.75 | 0.72 | 0.75 | 0.75   | 8.00%  |
| 2026    | 0.74 | 0.71 | 0.69 | 0.66 | 0.73 | 0.72 | 8.73 | 8.73 | 0.71 | 8.75 | 0.72 | 0.75 | 0.75   | 8.00%  |
| 2027    | 0.74 | 0.71 | 0.69 | 0.66 | 0.73 | 0.72 | 8.73 | 8.73 | 0.71 | 8.75 | 0.72 | 0.75 | 0.75   | 8.00%  |
| 2028    | 0.74 | 0.68 | 0.69 | 0.66 | 0.73 | 0.72 | 8.73 | 8.73 | 0.71 | 8.75 | 0.72 | 0.75 | 0.75   | 8.00%  |
| 2029    | 0.74 | 0.71 | 0.69 | 0.66 | 0.73 | 0.72 | 8.73 | 8.73 | 0.71 | 8.75 | 0.72 | 0.75 | 0.75   | 8.00%  |
| 2030    | 0.74 | 0.71 | 0.69 | 0.66 | 0.73 | 0.72 | 8.73 | 8.73 | 0.71 | 8.75 | 0.72 | 0.75 | 0.75   | 8.00%  |
| 2031    | 0.74 | 0.71 | 0.69 | 0.66 | 0.73 | 0.72 | 8.73 | 8.73 | 0.71 | 8.75 | 0.72 | 0.75 | 0.75   | 8.00%  |
| 2032    | 0.74 | 0.68 | 0.69 | 0.66 | 0.73 | 0.72 | 8.73 | 8.73 | 0.71 | 8.75 | 0.72 | 0.75 | 0.75   | 8.00%  |
| 2033    | 0.74 | 0.71 | 0.69 | 0.66 | 0.73 | 0.72 | 8.73 | 8.73 | 0.71 | 8.75 | 0.72 | 0.75 | 0.75   | 8.00%  |

| BPARK | ENE  | FEB  | MAR  | ABR  | MAY  | JUN  | JUL  | AGO  | SET  | OCT  | NOV  | DIC  | Máxima | TASA % |
|-------|------|------|------|------|------|------|------|------|------|------|------|------|--------|--------|
| 2013  | 2.81 | 2.81 | 2.86 | 2.88 | 2.96 | 2.84 | 2.84 | 2.85 | 2.85 | 2.84 | 2.80 | 2.81 | 2.88   | —      |
| 2014  | 2.81 | 2.81 | 2.89 | 2.88 | 2.88 | 2.81 | 2.88 | 2.88 | 2.87 | 2.87 | 2.83 | 2.83 | 2.98   | 0.00%  |
| 2015  | 2.84 | 2.85 | 2.71 | 2.73 | 3.00 | 2.85 | 2.83 | 2.71 | 2.70 | 2.70 | 2.88 | 2.88 | 3.00   | 1.37%  |
| 2016  | 2.85 | 2.86 | 2.72 | 2.73 | 3.00 | 2.98 | 2.84 | 2.72 | 2.72 | 2.72 | 2.88 | 2.88 | 3.00   | 0.11%  |
| 2017  | 2.65 | 2.85 | 2.72 | 2.73 | 3.00 | 2.88 | 2.84 | 2.72 | 2.72 | 2.72 | 2.88 | 2.88 | 3.00   | 0.00%  |
| 2018  | 2.84 | 2.85 | 2.71 | 2.73 | 3.00 | 2.87 | 2.94 | 2.73 | 2.72 | 2.72 | 2.88 | 2.88 | 3.00   | -0.16% |
| 2019  | 2.84 | 2.86 | 2.71 | 2.73 | 3.00 | 2.87 | 2.94 | 2.73 | 2.72 | 2.72 | 2.88 | 2.88 | 3.00   | 0.00%  |
| 2020  | 2.84 | 2.88 | 2.71 | 2.73 | 3.00 | 2.87 | 2.94 | 2.73 | 2.72 | 2.72 | 2.88 | 2.88 | 3.00   | 0.00%  |
| 2021  | 2.85 | 2.88 | 2.72 | 2.73 | 3.00 | 2.95 | 2.89 | 2.71 | 2.71 | 2.71 | 2.87 | 2.87 | 3.00   | 8.22%  |
| 2022  | 2.84 | 2.89 | 2.72 | 2.73 | 3.00 | 2.85 | 2.83 | 2.71 | 2.71 | 2.71 | 2.87 | 2.87 | 3.00   | 8.00%  |
| 2023  | 2.85 | 2.88 | 2.72 | 2.73 | 3.00 | 2.85 | 2.83 | 2.71 | 2.71 | 2.71 | 2.87 | 2.87 | 3.00   | 8.00%  |
| 2024  | 2.85 | 2.86 | 2.72 | 2.73 | 3.00 | 2.85 | 2.83 | 2.71 | 2.71 | 2.71 | 2.87 | 2.87 | 3.00   | 8.00%  |
| 2025  | 2.85 | 2.88 | 2.72 | 2.73 | 3.00 | 2.85 | 2.83 | 2.71 | 2.71 | 2.71 | 2.87 | 2.87 | 3.00   | 8.00%  |
| 2026  | 2.85 | 2.88 | 2.72 | 2.73 | 3.00 | 2.85 | 2.83 | 2.71 | 2.71 | 2.71 | 2.87 | 2.87 | 3.00   | 8.00%  |
| 2027  | 2.85 | 2.88 | 2.72 | 2.73 | 3.00 | 2.85 | 2.83 | 2.71 | 2.71 | 2.71 | 2.87 | 2.87 | 3.00   | 8.00%  |
| 2028  | 2.85 | 2.86 | 2.72 | 2.73 | 3.00 | 2.85 | 2.83 | 2.71 | 2.71 | 2.71 | 2.87 | 2.87 | 3.00   | 8.00%  |
| 2029  | 2.85 | 2.86 | 2.72 | 2.73 | 3.00 | 2.85 | 2.83 | 2.71 | 2.71 | 2.71 | 2.87 | 2.87 | 3.00   | 8.00%  |
| 2030  | 2.85 | 2.86 | 2.72 | 2.73 | 3.00 | 2.85 | 2.83 | 2.71 | 2.71 | 2.71 | 2.87 | 2.87 | 3.00   | 8.00%  |
| 2031  | 2.85 | 2.86 | 2.72 | 2.73 | 3.00 | 2.85 | 2.83 | 2.71 | 2.71 | 2.71 | 2.87 | 2.87 | 3.00   | 8.00%  |
| 2032  | 2.85 | 2.88 | 2.72 | 2.73 | 3.00 | 2.85 | 2.83 | 2.71 | 2.71 | 2.71 | 2.87 | 2.87 | 3.00   | 8.00%  |
| 2033  | 2.85 | 2.86 | 2.72 | 2.73 | 3.00 | 2.85 | 2.83 | 2.71 | 2.71 | 2.71 | 2.87 | 2.87 | 3.00   | 8.00%  |

| CÉMEX | ENE   | FEB   | MAR   | ABR   | MAY   | JUN   | JUL   | AGO   | SET   | OCT   | NOV   | DIC   | Máxima | TASA % |
|-------|-------|-------|-------|-------|-------|-------|-------|-------|-------|-------|-------|-------|--------|--------|
| 2013  | 28.17 | 24.37 | 24.54 | 21.33 | 18.80 | 21.87 | 21.44 | 22.85 | 16.88 | 28.52 | 24.89 | 28.11 | 28.52  | —      |
| 2014  | 28.17 | 24.37 | 24.54 | 21.33 | 18.88 | 21.58 | 21.83 | 22.88 | 17.13 | 28.78 | 25.21 | 28.28 | 28.78  | 8.90%  |
| 2015  | 28.52 | 24.70 | 24.87 | 21.82 | 18.85 | 21.85 | 22.11 | 23.14 | 17.34 | 27.09 | 24.78 | 28.58 | 27.09  | 1.25%  |
| 2016  | 28.54 | 24.72 | 24.68 | 21.83 | 18.88 | 21.95 | 22.21 | 23.25 | 17.42 | 27.22 | 28.64 | 28.71 | 28.64  | 8.45%  |
| 2017  | 28.69 | 24.98 | 25.13 | 21.84 | 18.04 | 22.18 | 22.42 | 23.47 | 17.59 | 27.48 | 28.89 | 28.87 | 27.48  | 6.88%  |
| 2018  | 27.03 | 25.17 | 25.34 | 22.83 | 18.21 | 22.41 | 22.87 | 23.74 | 17.78 | 27.79 | 28.16 | 27.27 | 27.79  | 1.13%  |
| 2019  | 29.71 | 27.88 | 27.85 | 24.21 | 21.11 | 24.63 | 24.92 | 26.03 | 18.55 | 38.54 | 28.78 | 28.87 | 38.54  | 8.91%  |
| 2020  | 28.71 | 27.66 | 27.85 | 24.21 | 21.11 | 24.63 | 24.92 | 26.09 | 19.55 | 38.54 | 28.78 | 28.87 | 38.54  | 0.00%  |
| 2021  | 29.77 | 27.72 | 27.81 | 24.28 | 21.15 | 24.50 | 24.78 | 25.95 | 19.44 | 38.38 | 28.62 | 28.61 | 38.38  | -0.54% |
| 2022  | 29.77 | 27.72 | 27.81 | 24.29 | 21.15 | 24.50 | 24.78 | 25.95 | 19.44 | 38.38 | 28.62 | 28.61 | 38.38  | 0.00%  |
| 2023  | 29.77 | 27.72 | 27.81 | 24.28 | 21.15 | 24.50 | 24.78 | 25.95 | 19.44 | 38.38 | 28.62 | 28.61 | 38.38  | 0.00%  |
| 2024  | 29.77 | 27.72 | 27.81 | 24.29 | 21.15 | 24.50 | 24.78 | 25.95 | 19.44 | 38.38 | 28.62 | 28.61 | 38.38  | 8.00%  |
| 2025  | 29.77 | 27.72 | 27.81 | 24.29 | 21.15 | 24.50 | 24.78 | 25.95 | 18.44 | 38.38 | 28.62 | 28.61 | 38.38  | 0.00%  |
| 2026  | 29.77 | 27.72 | 27.81 | 24.29 | 21.15 | 24.50 | 24.78 | 25.95 | 18.44 | 38.38 | 28.62 | 28.61 | 38.38  | 0.00%  |
| 2027  | 29.77 | 27.72 | 27.81 | 24.28 | 21.15 | 24.50 | 24.78 | 25.95 | 18.44 | 38.38 | 28.62 | 28.61 | 38.38  | 8.00%  |
| 2028  | 29.77 | 27.72 | 27.81 | 24.28 | 21.15 | 24.50 | 24.78 | 25.95 | 18.44 | 38.38 | 28.62 | 28.61 | 38.38  | 8.00%  |
| 2029  | 29.77 | 27.72 | 27.81 | 24.28 | 21.15 | 24.50 | 24.78 | 25.95 | 18.44 | 38.38 | 28.62 | 28.61 | 38.38  | 0.00%  |
| 2030  | 29.77 | 27.72 | 27.81 | 24.28 | 21.15 | 24.50 | 24.78 | 25.95 | 18.44 | 38.38 | 28.62 | 28.61 | 38.38  | 8.00%  |
| 2031  | 29.77 | 27.72 | 27.81 | 24.28 | 21.15 | 24.50 | 24.78 | 25.95 | 18.44 | 38.38 | 28.62 | 28.61 | 38.38  | 8.00%  |
| 2032  | 29.77 | 27.72 | 27.81 | 24.28 | 21.15 | 24.50 | 24.78 | 25.95 | 18.44 | 38.38 | 28.62 | 28.61 | 38.38  | 8.00%  |
| 2033  | 29.77 | 27.72 | 27.81 | 24.28 | 21.15 | 24.50 | 24.78 | 25.95 | 18.44 | 38.38 | 28.62 | 28.61 | 38.38  | 8.00%  |

| 99 CABIMA | ENE  | FEB  | MAR  | ABR  | MAY  | JUN  | JUL  | AGO  | SET  | OCT  | NOV  | DIC  | Máxima | TASA % |
|-----------|------|------|------|------|------|------|------|------|------|------|------|------|--------|--------|
| 2013      | 0.28 | 0.31 | 0.30 | 0.28 | 0.28 | 0.28 | 0.31 | 0.27 | 0.25 | 0.31 | 0.27 | 0.28 | 0.31   | —      |
| 2014      | 0.28 | 0.31 | 0.30 | 0.28 | 0.29 | 0.28 | 0.31 | 0.27 | 0.25 | 0.31 | 0.27 | 0.28 | 0.31   | 0.82%  |
| 2015      | 0.29 | 0.29 | 0.30 | 0.28 | 0.29 | 0.28 | 0.31 | 0.27 | 0.25 | 0.31 | 0.27 | 0.28 | 0.31   | 0.27%  |
| 2016      | 0.29 | 0.29 | 0.30 | 0.28 | 0.29 | 0.28 | 0.31 | 0.27 | 0.25 | 0.31 | 0.27 | 0.28 | 0.31   | -8.52% |
| 2017      | 0.28 | 0.30 | 0.30 | 0.28 | 0.28 | 0.28 | 0.31 | 0.27 | 0.25 | 0.31 | 0.27 | 0.28 | 0.31   | 0.00%  |
| 2018      | 0.28 | 0.30 | 0.30 | 0.28 | 0.28 | 0.28 | 0.31 | 0.27 | 0.25 | 0.31 | 0.27 | 0.28 | 0.31   | 0.17%  |
| 2019      | 0.28 | 0.30 | 0.30 | 0.28 | 0.28 | 0.28 | 0.31 | 0.27 | 0.25 | 0.31 | 0.27 | 0.28 | 0.31   | 0.00%  |
| 2020      | 0.28 | 0.30 | 0.30 | 0.28 | 0.28 | 0.28 | 0.31 | 0.27 | 0.25 | 0.31 | 0.27 | 0.28 | 0.31   | 0.00%  |
| 2021      | 0.29 | 0.31 | 0.30 | 0.28 | 0.28 | 0.28 | 0.31 | 0.27 | 0.25 | 0.31 | 0.27 | 0.28 | 0.31   | -0.54% |
| 2022      | 0.28 | 0.31 | 0.30 | 0.28 | 0.28 | 0.28 | 0.31 | 0.27 | 0.25 | 0.31 | 0.27 | 0.28 | 0.31   | 8.00%  |
| 2023      | 0.28 | 0.31 | 0.30 | 0.28 | 0.28 | 0.28 | 0.31 | 0.27 | 0.25 | 0.31 | 0.27 | 0.28 | 0.31   | 8.00%  |
| 2024      | 0.28 | 0.31 | 0.30 | 0.28 | 0.28 | 0.28 | 0.31 | 0.27 | 0.25 | 0.31 | 0.27 | 0.28 | 0.31   | 0.00%  |
| 2025      | 0.28 | 0.31 | 0.30 | 0.28 | 0.28 | 0.28 | 0.31 | 0.27 | 0.25 | 0.31 | 0.27 | 0.28 | 0.31   | 0.00%  |
| 2026      | 0.28 | 0.31 | 0.30 | 0.28 | 0.28 | 0.28 | 0.31 | 0.27 | 0.25 | 0.31 | 0.27 | 0.28 | 0.31   | 0.00%  |
| 2027      | 0.28 | 0.31 | 0.30 | 0.28 | 0.28 | 0.28 | 0.31 | 0.27 | 0.25 | 0.31 | 0.27 | 0.28 | 0.31   | 8.00%  |
| 2028      | 0.28 | 0.31 | 0.30 | 0.28 | 0.28 | 0.28 | 0.31 | 0.27 | 0.25 | 0.31 | 0.27 | 0.28 | 0.31   | 0.00%  |
| 2029      | 0.28 | 0.31 | 0.30 | 0.28 | 0.28 | 0.28 | 0.31 | 0.27 | 0.25 | 0.31 | 0.27 | 0.28 | 0.31   | 0.00%  |
| 2030      | 0.28 | 0.31 | 0.30 | 0.28 | 0.28 | 0.28 | 0.31 | 0.27 | 0.25 | 0.31 | 0.27 | 0.28 | 0.31   | 0.00%  |
| 2031      | 0.28 | 0.31 | 0.30 |      |      |      |      |      |      |      |      |      |        |        |

**Tabla #49 (Continuación 2)**  
**PRONÓSTICO ANUAL Y MENSUAL DE LA DEMANDA MÁXIMA DE GENERACIÓN DE LOS PARTICIPANTES CONSUMIDORES (MW)**

| 99 LOS ANDES | ENE  | FEB  | MAR  | ABR  | MAY  | JUN  | JUL  | AGO  | SET  | OCT  | NOV  | DIC  | Máxima | TASA % |
|--------------|------|------|------|------|------|------|------|------|------|------|------|------|--------|--------|
| 2013         | 0.38 | 0.38 | 0.38 | 0.43 | 0.43 | 0.45 | 0.41 | 0.37 | 0.37 | 0.48 | 0.41 | 0.48 | 0.46   | —      |
| 2014         | 0.38 | 0.38 | 0.37 | 0.42 | 0.42 | 0.46 | 0.42 | 0.37 | 0.37 | 0.48 | 0.41 | 0.48 | 0.46   | -0.08% |
| 2015         | 0.38 | 0.38 | 0.37 | 0.43 | 0.43 | 0.48 | 0.42 | 0.38 | 0.37 | 0.48 | 0.41 | 0.48 | 0.46   | 0.27%  |
| 2016         | 0.38 | 0.37 | 0.37 | 0.42 | 0.42 | 0.46 | 0.41 | 0.37 | 0.37 | 0.46 | 0.41 | 0.48 | 0.46   | -0.52% |
| 2017         | 0.38 | 0.38 | 0.37 | 0.42 | 0.42 | 0.46 | 0.41 | 0.37 | 0.37 | 0.46 | 0.41 | 0.48 | 0.46   | 0.00%  |
| 2018         | 0.38 | 0.38 | 0.37 | 0.42 | 0.42 | 0.46 | 0.42 | 0.37 | 0.37 | 0.46 | 0.41 | 0.48 | 0.46   | 0.17%  |
| 2019         | 0.38 | 0.38 | 0.37 | 0.42 | 0.42 | 0.46 | 0.42 | 0.37 | 0.37 | 0.46 | 0.41 | 0.48 | 0.46   | 0.08%  |
| 2020         | 0.38 | 0.37 | 0.37 | 0.42 | 0.42 | 0.46 | 0.42 | 0.37 | 0.37 | 0.46 | 0.41 | 0.48 | 0.46   | 0.00%  |
| 2021         | 0.38 | 0.38 | 0.37 | 0.42 | 0.42 | 0.46 | 0.41 | 0.37 | 0.36 | 0.46 | 0.41 | 0.48 | 0.46   | -0.54% |
| 2022         | 0.38 | 0.39 | 0.37 | 0.42 | 0.42 | 0.48 | 0.41 | 0.37 | 0.38 | 0.46 | 0.41 | 0.48 | 0.46   | 0.00%  |
| 2023         | 0.38 | 0.38 | 0.37 | 0.42 | 0.42 | 0.46 | 0.41 | 0.37 | 0.36 | 0.46 | 0.41 | 0.48 | 0.46   | 0.00%  |
| 2024         | 0.38 | 0.37 | 0.37 | 0.42 | 0.42 | 0.46 | 0.41 | 0.37 | 0.38 | 0.46 | 0.41 | 0.48 | 0.46   | 0.00%  |
| 2025         | 0.38 | 0.38 | 0.37 | 0.42 | 0.42 | 0.46 | 0.41 | 0.37 | 0.36 | 0.46 | 0.41 | 0.48 | 0.46   | 0.00%  |
| 2026         | 0.38 | 0.36 | 0.37 | 0.42 | 0.42 | 0.48 | 0.41 | 0.37 | 0.38 | 0.46 | 0.41 | 0.48 | 0.46   | 0.00%  |
| 2027         | 0.38 | 0.38 | 0.37 | 0.42 | 0.42 | 0.46 | 0.41 | 0.37 | 0.36 | 0.46 | 0.41 | 0.48 | 0.46   | 0.00%  |
| 2028         | 0.38 | 0.37 | 0.37 | 0.42 | 0.42 | 0.46 | 0.41 | 0.37 | 0.38 | 0.46 | 0.41 | 0.48 | 0.46   | 0.00%  |
| 2029         | 0.38 | 0.36 | 0.37 | 0.42 | 0.42 | 0.46 | 0.41 | 0.37 | 0.36 | 0.46 | 0.41 | 0.48 | 0.46   | 0.00%  |
| 2030         | 0.38 | 0.38 | 0.37 | 0.42 | 0.42 | 0.46 | 0.41 | 0.37 | 0.36 | 0.46 | 0.41 | 0.48 | 0.46   | 0.00%  |
| 2031         | 0.38 | 0.38 | 0.37 | 0.42 | 0.42 | 0.46 | 0.41 | 0.37 | 0.38 | 0.46 | 0.41 | 0.48 | 0.46   | 0.00%  |
| 2032         | 0.38 | 0.37 | 0.37 | 0.42 | 0.42 | 0.46 | 0.41 | 0.37 | 0.38 | 0.46 | 0.41 | 0.48 | 0.46   | 0.00%  |
| 2033         | 0.38 | 0.38 | 0.37 | 0.42 | 0.42 | 0.46 | 0.41 | 0.37 | 0.38 | 0.46 | 0.41 | 0.48 | 0.46   | 0.00%  |

| 99 LOS PUEBLOS | ENE  | FEB  | MAR  | ABR  | MAY  | JUN  | JUL  | AGO  | SET  | OCT  | NOV  | DIC  | Máxima | TASA % |
|----------------|------|------|------|------|------|------|------|------|------|------|------|------|--------|--------|
| 2013           | 0.45 | 0.42 | 0.43 | 0.45 | 0.48 | 0.47 | 0.44 | 0.48 | 0.45 | 0.44 | 0.44 | 0.48 | 0.48   | —      |
| 2014           | 0.44 | 0.42 | 0.42 | 0.45 | 0.48 | 0.46 | 0.44 | 0.48 | 0.48 | 0.44 | 0.44 | 0.48 | 0.48   | -0.39% |
| 2015           | 0.44 | 0.42 | 0.42 | 0.45 | 0.49 | 0.48 | 0.44 | 0.48 | 0.48 | 0.44 | 0.44 | 0.48 | 0.48   | 0.27%  |
| 2016           | 0.44 | 0.48 | 0.42 | 0.44 | 0.48 | 0.47 | 0.44 | 0.47 | 0.48 | 0.44 | 0.44 | 0.48 | 0.48   | -0.52% |
| 2017           | 0.44 | 0.42 | 0.42 | 0.44 | 0.48 | 0.47 | 0.44 | 0.47 | 0.48 | 0.44 | 0.44 | 0.48 | 0.48   | 0.00%  |
| 2018           | 0.44 | 0.42 | 0.42 | 0.44 | 0.48 | 0.48 | 0.44 | 0.48 | 0.46 | 0.44 | 0.44 | 0.48 | 0.48   | 0.17%  |
| 2019           | 0.44 | 0.42 | 0.42 | 0.44 | 0.48 | 0.48 | 0.44 | 0.48 | 0.46 | 0.44 | 0.44 | 0.48 | 0.48   | 0.00%  |
| 2020           | 0.44 | 0.48 | 0.42 | 0.44 | 0.48 | 0.48 | 0.44 | 0.48 | 0.48 | 0.44 | 0.44 | 0.48 | 0.48   | 0.00%  |
| 2021           | 0.44 | 0.42 | 0.42 | 0.44 | 0.48 | 0.47 | 0.44 | 0.47 | 0.45 | 0.44 | 0.44 | 0.48 | 0.47   | -0.54% |
| 2022           | 0.44 | 0.42 | 0.42 | 0.44 | 0.48 | 0.47 | 0.44 | 0.47 | 0.45 | 0.44 | 0.44 | 0.48 | 0.47   | 0.00%  |
| 2023           | 0.44 | 0.42 | 0.42 | 0.44 | 0.48 | 0.47 | 0.44 | 0.47 | 0.45 | 0.44 | 0.44 | 0.48 | 0.47   | 0.00%  |
| 2024           | 0.44 | 0.48 | 0.42 | 0.44 | 0.48 | 0.47 | 0.44 | 0.47 | 0.45 | 0.44 | 0.44 | 0.48 | 0.47   | 0.00%  |
| 2025           | 0.44 | 0.42 | 0.42 | 0.44 | 0.48 | 0.47 | 0.44 | 0.47 | 0.45 | 0.44 | 0.44 | 0.48 | 0.47   | 0.00%  |
| 2026           | 0.44 | 0.42 | 0.42 | 0.44 | 0.48 | 0.47 | 0.44 | 0.47 | 0.45 | 0.44 | 0.44 | 0.48 | 0.47   | 0.00%  |
| 2027           | 0.44 | 0.42 | 0.42 | 0.44 | 0.48 | 0.47 | 0.44 | 0.47 | 0.45 | 0.44 | 0.44 | 0.48 | 0.47   | 0.00%  |
| 2028           | 0.44 | 0.48 | 0.42 | 0.44 | 0.48 | 0.47 | 0.44 | 0.47 | 0.45 | 0.44 | 0.44 | 0.48 | 0.47   | 0.00%  |
| 2029           | 0.44 | 0.42 | 0.42 | 0.44 | 0.48 | 0.47 | 0.44 | 0.47 | 0.45 | 0.44 | 0.44 | 0.48 | 0.47   | 0.00%  |
| 2030           | 0.44 | 0.42 | 0.42 | 0.44 | 0.48 | 0.47 | 0.44 | 0.47 | 0.45 | 0.44 | 0.44 | 0.48 | 0.47   | 0.00%  |
| 2031           | 0.44 | 0.42 | 0.42 | 0.44 | 0.48 | 0.47 | 0.44 | 0.47 | 0.45 | 0.44 | 0.44 | 0.48 | 0.47   | 0.00%  |
| 2032           | 0.44 | 0.40 | 0.42 | 0.44 | 0.48 | 0.47 | 0.44 | 0.47 | 0.45 | 0.44 | 0.44 | 0.48 | 0.47   | 0.00%  |
| 2033           | 0.44 | 0.42 | 0.42 | 0.44 | 0.48 | 0.47 | 0.44 | 0.47 | 0.45 | 0.44 | 0.44 | 0.48 | 0.47   | 0.00%  |

| 99 PTO ESCONDIDO | ENE  | FEB  | MAR  | ABR  | MAY  | JUN  | JUL  | AGO  | SET  | OCT  | NOV  | DIC  | Máxima | TASA % |
|------------------|------|------|------|------|------|------|------|------|------|------|------|------|--------|--------|
| 2013             | 0.34 | 0.34 | 0.35 | 0.31 | 0.28 | 0.28 | 0.28 | 0.27 | 0.30 | 0.27 | 0.32 | 0.36 | 0.36   | —      |
| 2014             | 0.34 | 0.33 | 0.34 | 0.31 | 0.28 | 0.28 | 0.28 | 0.27 | 0.29 | 0.27 | 0.32 | 0.36 | 0.35   | -0.38% |
| 2015             | 0.34 | 0.34 | 0.34 | 0.31 | 0.28 | 0.28 | 0.28 | 0.27 | 0.30 | 0.27 | 0.32 | 0.36 | 0.35   | 0.27%  |
| 2016             | 0.33 | 0.32 | 0.34 | 0.38 | 0.28 | 0.28 | 0.28 | 0.27 | 0.29 | 0.27 | 0.32 | 0.36 | 0.35   | -0.52% |
| 2017             | 0.33 | 0.33 | 0.34 | 0.39 | 0.28 | 0.28 | 0.28 | 0.27 | 0.29 | 0.27 | 0.32 | 0.36 | 0.35   | 0.00%  |
| 2018             | 0.33 | 0.33 | 0.34 | 0.38 | 0.28 | 0.28 | 0.28 | 0.27 | 0.29 | 0.27 | 0.32 | 0.36 | 0.35   | 0.17%  |
| 2019             | 0.33 | 0.33 | 0.34 | 0.30 | 0.28 | 0.28 | 0.28 | 0.27 | 0.29 | 0.27 | 0.32 | 0.36 | 0.35   | 0.00%  |
| 2020             | 0.33 | 0.32 | 0.34 | 0.38 | 0.28 | 0.28 | 0.28 | 0.27 | 0.29 | 0.27 | 0.32 | 0.36 | 0.35   | 0.00%  |
| 2021             | 0.33 | 0.33 | 0.34 | 0.30 | 0.29 | 0.29 | 0.28 | 0.27 | 0.28 | 0.27 | 0.32 | 0.36 | 0.35   | -0.54% |
| 2022             | 0.33 | 0.33 | 0.34 | 0.38 | 0.28 | 0.28 | 0.28 | 0.27 | 0.29 | 0.27 | 0.32 | 0.36 | 0.35   | 0.00%  |
| 2023             | 0.33 | 0.33 | 0.34 | 0.30 | 0.28 | 0.28 | 0.28 | 0.27 | 0.29 | 0.27 | 0.32 | 0.36 | 0.35   | 0.00%  |
| 2024             | 0.33 | 0.32 | 0.34 | 0.30 | 0.28 | 0.28 | 0.29 | 0.27 | 0.29 | 0.27 | 0.32 | 0.36 | 0.35   | 0.00%  |
| 2025             | 0.33 | 0.33 | 0.34 | 0.38 | 0.28 | 0.29 | 0.29 | 0.27 | 0.29 | 0.27 | 0.32 | 0.36 | 0.35   | 0.00%  |
| 2026             | 0.33 | 0.33 | 0.34 | 0.38 | 0.28 | 0.29 | 0.29 | 0.27 | 0.29 | 0.27 | 0.32 | 0.36 | 0.35   | 0.00%  |
| 2027             | 0.33 | 0.33 | 0.34 | 0.30 | 0.29 | 0.29 | 0.29 | 0.27 | 0.29 | 0.27 | 0.32 | 0.36 | 0.35   | 0.00%  |
| 2028             | 0.33 | 0.32 | 0.34 | 0.30 | 0.28 | 0.28 | 0.28 | 0.27 | 0.29 | 0.27 | 0.32 | 0.36 | 0.35   | 0.00%  |
| 2029             | 0.33 | 0.33 | 0.34 | 0.30 | 0.28 | 0.28 | 0.28 | 0.27 | 0.29 | 0.27 | 0.32 | 0.36 | 0.35   | 0.00%  |
| 2030             | 0.33 | 0.33 | 0.34 | 0.30 | 0.28 | 0.28 | 0.28 | 0.27 | 0.29 | 0.27 | 0.32 | 0.36 | 0.35   | 0.00%  |
| 2031             | 0.33 | 0.33 | 0.34 | 0.30 | 0.29 | 0.28 | 0.28 | 0.27 | 0.28 | 0.27 | 0.32 | 0.36 | 0.35   | 0.00%  |
| 2032             | 0.33 | 0.32 | 0.34 | 0.30 | 0.29 | 0.28 | 0.29 | 0.27 | 0.28 | 0.27 | 0.32 | 0.36 | 0.35   | 0.00%  |
| 2033             | 0.33 | 0.33 | 0.34 | 0.30 | 0.29 | 0.28 | 0.28 | 0.27 | 0.28 | 0.27 | 0.32 | 0.36 | 0.35   | 0.00%  |

| 99 CONDADO DEL REY | ENE  | FEB  | MAR  | ABR  | MAY  | JUN  | JUL  | AGO  | SET  | OCT  | NOV  | DIC  | Máxima | TASA % |
|--------------------|------|------|------|------|------|------|------|------|------|------|------|------|--------|--------|
| 2013               | 0.33 | 0.28 | 0.28 | 0.29 | 0.33 | 0.30 | 0.32 | 0.34 | 0.33 | 0.34 | 0.34 | 0.36 | 0.36   | —      |
| 2014               | 0.33 | 0.29 | 0.28 | 0.29 | 0.33 | 0.31 | 0.32 | 0.34 | 0.33 | 0.34 | 0.34 | 0.36 | 0.35   | -0.39% |
| 2015               | 0.33 | 0.29 | 0.28 | 0.28 | 0.33 | 0.31 | 0.32 | 0.34 | 0.33 | 0.34 | 0.34 | 0.36 | 0.35   | 0.27%  |
| 2016               | 0.33 | 0.28 | 0.28 | 0.28 | 0.32 | 0.31 | 0.32 | 0.33 | 0.33 | 0.34 | 0.34 | 0.34 | 0.34   | -0.52% |
| 2017               | 0.33 | 0.29 | 0.28 | 0.28 | 0.32 | 0.31 | 0.32 | 0.33 | 0.33 | 0.34 | 0.34 | 0.34 | 0.34   | 0.00%  |
| 2018               | 0.33 | 0.28 | 0.28 | 0.28 | 0.32 | 0.31 | 0.32 | 0.34 | 0.33 | 0.34 | 0.34 | 0.36 | 0.35   | 0.17%  |
| 2019               | 0.33 | 0.28 | 0.28 | 0.28 | 0.32 | 0.31 | 0.32 | 0.34 | 0.33 | 0.34 | 0.34 | 0.36 | 0.35   | 0.00%  |
| 2020               | 0.33 | 0.29 | 0.28 | 0.28 | 0.32 | 0.31 | 0.32 | 0.34 | 0.33 | 0.34 | 0.34 | 0.36 | 0.35   | -0.54% |
| 2021               | 0.33 | 0.29 | 0.28 | 0.28 | 0.32 | 0.31 | 0.32 | 0.33 | 0.33 | 0.33 | 0.34 | 0.34 | 0.34   | 0.00%  |
| 2022               | 0.33 | 0.29 | 0.28 | 0.28 | 0.32 | 0.30 | 0.32 | 0.33 | 0.33 | 0.33 | 0.34 | 0.34 | 0.34   | 0.00%  |
| 2023               | 0.33 | 0.29 | 0.28 | 0.28 | 0.32 | 0.30 | 0.32 | 0.33 | 0.33 | 0.33 | 0.34 | 0.34 | 0.34   | 0.00%  |
| 2024               | 0.33 | 0.28 | 0.28 | 0.28 | 0.32 | 0.31 | 0.32 | 0.33 | 0.33 | 0.33 | 0.34 | 0.34 | 0.34   | 0.00%  |
| 2025               | 0.33 | 0.29 | 0.28 | 0.29 | 0.32 | 0.31 | 0.32 | 0.33 | 0.33 | 0.33 | 0.34 | 0.34 | 0.34   | 0.00%  |
| 2026               | 0.33 | 0.29 | 0.28 | 0.29 | 0.32 | 0.30 | 0.32 | 0.33 | 0.33 | 0.33 | 0.34 | 0.34 | 0.34   | 0.00%  |
| 2027               | 0.33 | 0.29 | 0.28 | 0.29 | 0.32 | 0.30 | 0.32 | 0.33 | 0.33 | 0.33 | 0.34 | 0.34 | 0.34   | 0.00%  |
| 2028               | 0.33 | 0.28 | 0.28 | 0.28 | 0.32 | 0.31 | 0.32 | 0.33 | 0.33 | 0.33 | 0.34 | 0.34 | 0.34   | 0.00%  |
| 2029               | 0.33 | 0.29 | 0.28 | 0.28 | 0.32 | 0.31 | 0.32 | 0.33 | 0.33 | 0.33 | 0.34 | 0.34 | 0.34   | 0.00%  |
| 2030               | 0.33 | 0.29 | 0.28 | 0.28 | 0.32 | 0.31 | 0.32 | 0.33 | 0.33 | 0.33 | 0.34 | 0.34 | 0.34   | 0.00%  |
| 2031               | 0.33 | 0.29 | 0.28 | 0.29 | 0.32 | 0.30 | 0.32 | 0.33 | 0.33 | 0.33 | 0.34 | 0.34 | 0.34   | 0.00%  |
| 2032               | 0.33 | 0.28 | 0.28 | 0.28 | 0.32 | 0.31 | 0.32 | 0    |      |      |      |      |        |        |

**Tabla #49 (Continuación 3)**  
**PRONÓSTICO ANUAL Y MENSUAL DE LA DEMANDA MÁXIMA DE GENERACIÓN**  
**DE LOS PARTICIPANTES CONSUMIDORES (MW)**

| 99 VISTA HERMOSA | ENE  | FEB  | MAR  | ABR  | MAY  | JUN  | JUL  | AGO  | SET  | OCT  | NOV  | DIC  | Máxima | TASA % |
|------------------|------|------|------|------|------|------|------|------|------|------|------|------|--------|--------|
| 2013             | 9.15 | 0.14 | 0.16 | 9.16 | 0.15 | 9.15 | 9.14 | 9.15 | 0.15 | 9.15 | 0.14 | 0.16 | 9.16   | ---    |
| 2014             | 9.15 | 0.14 | 0.16 | 9.15 | 9.15 | 9.15 | 9.14 | 0.15 | 9.15 | 9.15 | 0.14 | 0.16 | 0.16   | -0.39% |
| 2015             | 0.15 | 0.14 | 0.16 | 9.15 | 9.15 | 9.15 | 9.14 | 0.15 | 0.15 | 9.15 | 0.14 | 0.16 | 9.16   | 0.27%  |
| 2016             | 0.15 | 0.14 | 0.16 | 9.15 | 9.15 | 9.15 | 9.14 | 9.15 | 0.15 | 9.15 | 0.14 | 0.16 | 9.16   | -0.52% |
| 2017             | 0.15 | 0.14 | 0.16 | 9.15 | 9.15 | 9.15 | 9.14 | 9.15 | 0.15 | 9.15 | 0.14 | 0.16 | 9.16   | 0.00%  |
| 2018             | 9.15 | 0.14 | 0.15 | 9.15 | 9.15 | 9.15 | 9.14 | 9.15 | 9.15 | 9.15 | 0.14 | 0.16 | 9.16   | 0.17%  |
| 2019             | 9.15 | 0.14 | 0.15 | 9.15 | 9.15 | 9.15 | 9.14 | 9.15 | 9.15 | 0.16 | 0.14 | 9.16 | 9.16   | 0.00%  |
| 2020             | 0.15 | 0.14 | 0.15 | 0.15 | 9.15 | 9.15 | 9.14 | 9.15 | 0.15 | 9.15 | 0.14 | 9.16 | 9.16   | 9.00%  |
| 2021             | 9.15 | 0.14 | 0.16 | 0.15 | 9.15 | 9.15 | 9.14 | 9.15 | 9.15 | 9.15 | 0.14 | 9.16 | 9.16   | -0.54% |
| 2022             | 9.15 | 0.14 | 0.16 | 0.15 | 0.15 | 0.15 | 9.14 | 9.15 | 9.15 | 9.15 | 0.14 | 9.16 | 9.16   | 0.00%  |
| 2023             | 9.15 | 0.14 | 0.16 | 0.15 | 9.15 | 9.15 | 0.14 | 0.15 | 9.15 | 9.15 | 0.14 | 9.16 | 9.16   | 0.00%  |
| 2024             | 9.15 | 0.14 | 0.16 | 0.15 | 9.15 | 0.15 | 9.14 | 9.15 | 9.15 | 0.15 | 0.14 | 9.16 | 9.16   | 0.00%  |
| 2025             | 9.15 | 0.14 | 0.16 | 0.15 | 9.15 | 0.15 | 9.14 | 9.15 | 9.15 | 0.15 | 0.14 | 9.16 | 9.16   | 0.00%  |
| 2026             | 9.15 | 0.14 | 0.16 | 0.15 | 9.15 | 0.15 | 9.14 | 9.15 | 9.15 | 9.15 | 0.14 | 9.16 | 9.16   | 0.00%  |
| 2027             | 9.15 | 0.14 | 0.16 | 0.15 | 9.15 | 0.15 | 0.14 | 9.15 | 9.15 | 0.15 | 0.14 | 9.16 | 9.16   | 0.00%  |
| 2028             | 9.15 | 0.14 | 0.16 | 0.15 | 9.15 | 0.15 | 9.14 | 0.15 | 0.15 | 0.15 | 0.14 | 9.16 | 9.16   | 0.00%  |
| 2029             | 0.15 | 0.14 | 9.16 | 0.15 | 9.15 | 0.15 | 0.14 | 0.15 | 9.15 | 0.15 | 0.14 | 9.16 | 9.16   | 0.00%  |
| 2030             | 9.15 | 0.14 | 9.16 | 0.15 | 9.15 | 0.15 | 0.14 | 0.15 | 9.15 | 0.15 | 0.14 | 9.16 | 9.16   | 0.00%  |
| 2031             | 9.15 | 0.14 | 9.19 | 0.15 | 9.15 | 0.15 | 0.14 | 0.15 | 9.15 | 0.15 | 0.14 | 9.16 | 9.16   | 0.00%  |
| 2032             | 9.15 | 0.14 | 9.16 | 0.15 | 9.15 | 0.15 | 0.14 | 0.15 | 9.15 | 0.15 | 0.14 | 9.16 | 9.16   | 0.00%  |
| 2033             | 9.15 | 0.14 | 9.16 | 0.15 | 9.15 | 0.15 | 0.14 | 0.15 | 9.15 | 0.15 | 0.14 | 9.16 | 9.16   | 0.00%  |

| 99 PEDREGAL | ENE  | FEB  | MAR  | ABR  | MAY  | JUN  | JUL  | AGO  | SET  | OCT  | NOV  | DIC  | Máxima | TASA % |
|-------------|------|------|------|------|------|------|------|------|------|------|------|------|--------|--------|
| 2013        | 9.23 | 0.23 | 0.29 | 0.20 | 0.19 | 0.19 | 9.22 | 9.24 | 9.23 | 9.19 | 9.21 | 9.20 | 9.24   | ---    |
| 2014        | 0.23 | 9.23 | 9.20 | 0.20 | 9.19 | 9.19 | 0.22 | 0.24 | 9.23 | 9.19 | 0.21 | 0.20 | 0.24   | -0.99% |
| 2015        | 9.23 | 0.23 | 9.20 | 9.20 | 9.18 | 9.19 | 9.22 | 9.24 | 9.23 | 9.19 | 0.21 | 0.20 | 9.24   | 0.27%  |
| 2016        | 9.23 | 0.22 | 0.29 | 9.20 | 9.19 | 9.19 | 9.22 | 0.24 | 0.23 | 9.19 | 0.21 | 0.20 | 9.24   | -0.52% |
| 2017        | 9.23 | 0.22 | 0.29 | 9.20 | 9.19 | 9.19 | 9.22 | 9.24 | 0.23 | 9.19 | 0.21 | 0.20 | 9.24   | 9.00%  |
| 2018        | 9.23 | 0.22 | 0.20 | 9.20 | 0.19 | 9.19 | 9.22 | 9.24 | 0.23 | 9.19 | 0.21 | 0.20 | 9.24   | 9.17%  |
| 2019        | 9.23 | 0.22 | 0.20 | 9.20 | 0.19 | 9.19 | 9.22 | 9.24 | 0.23 | 9.19 | 0.21 | 0.20 | 9.24   | 9.00%  |
| 2020        | 0.23 | 0.22 | 0.29 | 9.20 | 0.19 | 9.19 | 9.22 | 9.24 | 0.23 | 9.19 | 0.21 | 0.20 | 0.24   | 9.00%  |
| 2021        | 9.23 | 0.22 | 0.20 | 0.20 | 0.19 | 9.19 | 9.22 | 9.24 | 0.23 | 9.19 | 0.21 | 0.20 | 0.24   | -0.54% |
| 2022        | 0.23 | 9.22 | 0.20 | 9.20 | 0.19 | 9.19 | 9.22 | 9.24 | 0.23 | 9.19 | 0.21 | 0.20 | 0.24   | 9.00%  |
| 2023        | 9.23 | 0.22 | 0.20 | 9.20 | 0.19 | 9.19 | 9.22 | 9.24 | 0.23 | 9.19 | 0.21 | 0.20 | 0.24   | 9.00%  |
| 2024        | 0.23 | 0.22 | 0.20 | 9.20 | 0.19 | 9.19 | 9.22 | 9.24 | 0.23 | 9.19 | 0.21 | 0.20 | 0.24   | 9.00%  |
| 2025        | 9.23 | 0.22 | 0.20 | 9.20 | 0.19 | 9.19 | 9.22 | 9.24 | 0.23 | 9.19 | 0.21 | 0.20 | 0.24   | 9.00%  |
| 2026        | 0.23 | 0.22 | 0.20 | 9.20 | 0.19 | 9.19 | 9.22 | 9.24 | 0.23 | 9.19 | 0.21 | 0.20 | 0.24   | 9.00%  |
| 2027        | 9.23 | 0.22 | 0.20 | 9.20 | 0.19 | 9.19 | 9.22 | 9.24 | 0.23 | 9.19 | 0.21 | 0.20 | 0.24   | 9.00%  |
| 2028        | 9.23 | 0.22 | 0.20 | 9.20 | 0.19 | 9.19 | 9.22 | 9.24 | 0.23 | 9.19 | 0.21 | 0.20 | 0.24   | 9.00%  |
| 2029        | 9.23 | 0.22 | 0.20 | 9.20 | 0.19 | 9.19 | 9.22 | 9.24 | 0.23 | 9.19 | 0.21 | 0.20 | 0.24   | 9.00%  |
| 2030        | 0.23 | 0.22 | 0.20 | 9.20 | 0.19 | 9.19 | 9.22 | 9.24 | 0.23 | 9.19 | 0.21 | 0.20 | 0.24   | 9.00%  |
| 2031        | 0.23 | 9.22 | 0.20 | 9.20 | 0.19 | 9.19 | 9.22 | 9.24 | 0.23 | 9.19 | 0.21 | 0.20 | 0.24   | 9.00%  |
| 2032        | 0.23 | 0.22 | 0.20 | 9.20 | 0.19 | 9.19 | 9.22 | 9.24 | 0.23 | 9.19 | 0.21 | 0.20 | 0.24   | 9.00%  |
| 2033        | 0.23 | 9.22 | 0.20 | 9.20 | 0.19 | 9.19 | 9.22 | 9.24 | 0.23 | 9.19 | 0.21 | 0.20 | 0.24   | 9.00%  |

| 99 MATADERO | ENE  | FEB  | MAR  | ABR  | MAY  | JUN  | JUL  | AGO  | SET  | OCT  | NOV  | DIC  | Máxima | TASA % |
|-------------|------|------|------|------|------|------|------|------|------|------|------|------|--------|--------|
| 2013        | 0.19 | 9.20 | 0.19 | 9.13 | 0.19 | 0.20 | 0.22 | 0.21 | 0.20 | 0.21 | 9.21 | 0.26 | 0.26   | ---    |
| 2014        | 0.19 | 9.20 | 0.16 | 9.13 | 0.19 | 0.20 | 0.23 | 0.21 | 0.20 | 0.21 | 9.21 | 0.26 | 0.26   | -0.39% |
| 2015        | 0.18 | 9.20 | 9.19 | 9.13 | 0.19 | 0.20 | 0.23 | 0.21 | 0.20 | 0.21 | 9.21 | 9.26 | 0.26   | 0.27%  |
| 2016        | 9.19 | 9.19 | 9.19 | 9.13 | 0.19 | 9.20 | 9.23 | 0.21 | 0.20 | 0.21 | 9.21 | 9.26 | 0.26   | -9.52% |
| 2017        | 0.18 | 9.20 | 9.19 | 9.13 | 0.19 | 0.20 | 0.23 | 0.21 | 0.20 | 0.21 | 9.21 | 9.26 | 0.26   | 0.00%  |
| 2018        | 0.18 | 9.20 | 9.19 | 0.13 | 0.19 | 0.20 | 0.23 | 0.21 | 0.20 | 9.21 | 9.21 | 9.26 | 0.26   | 0.17%  |
| 2019        | 0.19 | 0.20 | 9.18 | 0.13 | 0.19 | 0.20 | 0.23 | 0.21 | 0.20 | 0.21 | 9.21 | 9.26 | 0.26   | 0.00%  |
| 2020        | 0.18 | 9.19 | 9.18 | 0.13 | 0.19 | 0.20 | 0.23 | 0.21 | 9.20 | 0.21 | 9.21 | 9.26 | 0.26   | 0.00%  |
| 2021        | 0.19 | 9.20 | 0.16 | 0.13 | 0.19 | 0.20 | 0.23 | 0.21 | 0.20 | 0.20 | 9.20 | 9.25 | 0.25   | -9.54% |
| 2022        | 0.18 | 9.20 | 9.16 | 0.13 | 9.19 | 0.20 | 0.23 | 0.21 | 9.20 | 0.20 | 0.20 | 9.25 | 0.25   | 0.00%  |
| 2023        | 0.19 | 9.20 | 9.16 | 0.13 | 9.19 | 0.20 | 0.23 | 0.21 | 9.20 | 0.20 | 0.20 | 9.25 | 0.25   | 0.00%  |
| 2024        | 0.18 | 9.19 | 9.18 | 0.13 | 9.19 | 0.20 | 0.23 | 0.21 | 9.20 | 0.20 | 0.20 | 9.25 | 0.25   | 0.00%  |
| 2025        | 0.19 | 9.20 | 9.18 | 0.13 | 0.19 | 0.20 | 0.23 | 0.21 | 9.20 | 0.20 | 0.20 | 9.25 | 0.25   | 0.00%  |
| 2026        | 0.19 | 9.20 | 9.18 | 0.13 | 0.19 | 0.20 | 0.23 | 0.21 | 9.20 | 0.20 | 0.20 | 9.25 | 0.25   | 0.00%  |
| 2027        | 0.18 | 9.19 | 9.18 | 0.13 | 9.19 | 0.20 | 0.23 | 0.21 | 9.20 | 0.20 | 0.20 | 9.25 | 0.25   | 0.00%  |
| 2028        | 9.18 | 9.18 | 9.18 | 0.13 | 9.19 | 0.20 | 0.23 | 0.21 | 9.20 | 0.20 | 0.20 | 9.25 | 0.25   | 0.00%  |
| 2029        | 0.18 | 9.19 | 9.19 | 0.13 | 9.18 | 0.20 | 0.23 | 0.21 | 9.20 | 0.20 | 0.20 | 9.25 | 0.25   | 0.00%  |
| 2030        | 9.19 | 0.20 | 0.18 | 0.13 | 9.19 | 0.20 | 0.23 | 0.21 | 9.20 | 0.20 | 0.20 | 9.25 | 0.25   | 0.00%  |
| 2031        | 9.19 | 0.20 | 0.18 | 0.13 | 9.19 | 0.20 | 0.23 | 0.21 | 9.20 | 0.20 | 0.20 | 9.25 | 0.25   | 0.00%  |
| 2032        | 9.19 | 0.18 | 0.10 | 0.13 | 9.19 | 0.20 | 0.23 | 0.21 | 9.20 | 0.20 | 0.20 | 9.25 | 0.25   | 9.00%  |
| 2033        | 9.19 | 0.20 | 0.16 | 0.13 | 9.19 | 0.20 | 9.23 | 9.21 | 0.20 | 0.20 | 0.20 | 9.25 | 0.25   | 0.00%  |

| 99 BETHANA | ENE  | FEB  | MAR  | ABR  | MAY  | JUN  | JUL  | AGO  | SET  | OCT  | NOV  | DIC  | Máxima | TASA % |
|------------|------|------|------|------|------|------|------|------|------|------|------|------|--------|--------|
| 2013       | 9.16 | 0.16 | 0.16 | 0.19 | 9.10 | 9.20 | 9.16 | 9.20 | 9.20 | 9.19 | 0.21 | 0.19 | 9.21   | ---    |
| 2014       | 9.16 | 0.16 | 0.16 | 0.19 | 9.17 | 9.20 | 9.16 | 0.20 | 0.20 | 9.19 | 0.21 | 0.16 | 0.21   | -0.99% |
| 2015       | 9.16 | 0.16 | 0.16 | 0.16 | 0.17 | 9.20 | 9.16 | 9.20 | 0.20 | 9.16 | 0.21 | 0.19 | 9.21   | 0.27%  |
| 2016       | 9.16 | 0.15 | 0.17 | 9.19 | 0.17 | 9.20 | 9.16 | 9.19 | 0.20 | 9.19 | 0.21 | 0.10 | 9.21   | -0.52% |
| 2017       | 9.16 | 0.16 | 0.17 | 9.19 | 0.17 | 9.20 | 9.16 | 9.19 | 0.20 | 9.19 | 0.21 | 0.18 | 9.21   | 0.00%  |
| 2018       | 9.16 | 0.16 | 0.17 | 9.19 | 0.17 | 9.20 | 9.16 | 9.20 | 0.20 | 9.19 | 0.21 | 0.16 | 9.21   | 9.17%  |
| 2019       | 9.16 | 0.16 | 0.17 | 9.19 | 0.17 | 9.20 | 9.16 | 9.20 | 0.20 | 9.16 | 0.21 | 9.18 | 9.21   | 9.00%  |
| 2020       | 9.16 | 0.15 | 0.17 | 9.19 | 0.17 | 9.20 | 9.16 | 9.20 | 0.20 | 9.18 | 0.21 | 9.19 | 9.21   | 9.00%  |
| 2021       | 9.16 | 0.16 | 0.17 | 9.19 | 0.17 | 9.20 | 9.16 | 9.18 | 0.20 | 9.16 | 0.21 | 9.19 | 9.21   | -0.54% |
| 2022       | 0.16 | 9.16 | 0.17 | 9.19 | 0.17 | 9.20 | 9.16 | 9.18 | 0.20 | 9.18 | 0.21 | 9.19 | 9.21   | 9.00%  |
| 2023       | 0.16 | 9.16 | 0.17 | 9.19 | 0.17 | 9.20 | 9.16 | 9.19 | 0.20 | 9.18 | 0.21 | 9.19 | 9.21   | 9.00%  |
| 2024       | 0.16 | 0.15 | 0.17 | 9.19 | 0.17 | 9.20 | 9.16 | 9.19 | 0.20 | 9.19 | 0.21 | 9.19 | 9.21   | 9.00%  |
| 2025       | 0.16 | 9.16 | 9.17 | 9.19 | 0.17 | 9.20 | 9.16 | 9.19 | 0.20 | 9.19 | 0.21 | 9.19 | 9.21   | 9.00%  |
| 2026       | 0.16 | 0.16 | 9.17 | 9.19 | 0.17 | 9.20 | 9.16 | 9.19 | 0.20 | 9.19 | 0.21 | 9.19 | 9.21   | 0.00%  |
| 2027       | 0.16 | 9.16 | 9.17 | 9.19 | 0.17 | 9.20 | 9.16 | 9.19 | 0.20 | 9.19 | 0.21 | 9.19 | 9.21   | 0.00%  |
| 2028       | 0.16 | 9.15 | 9.17 | 9.18 | 0.17 | 9.20 | 0.16 | 9.19 | 0.20 | 9.19 | 0.21 | 9.19 | 9.21   | 0.00%  |
| 2029       | 0.16 | 9.16 | 9.17 | 9.19 | 0.17 | 9.20 | 9.16 | 9.19 | 0.20 | 9.19 | 0.21 | 9.19 | 9.21   | 0.00%  |
| 2030       | 9.16 | 0.16 | 8.17 | 9.19 | 0.17 | 9.20 | 9.16 | 9.20 | 0.19 | 9.21 | 9.19 | 9.21 | 9.21   | 9.00%  |
| 2031       | 0.16 | 9.16 | 9.17 | 9.19 | 0.17 | 9.20 | 9.16 | 9.20 | 0.19 | 9.21 | 9.19 | 9.21 | 9.21   | 0.00%  |
| 2032       | 0.16 | 9.15 | 0.17 | 9.19 | 0.17 | 9.20 | 9.16 |      |      |      |      |      |        |        |

**Tabla #49 (Continuación 4)**  
**PRONÓSTICO ANUAL Y MENSUAL DE LA DEMANDA MÁXIMA DE GENERACIÓN**  
**DE LOS PARTICIPANTES CONSUMIDORES (MW)**

| 99 COLMAR | ENE  | FEB  | MAR  | ABR  | MAY  | JUN  | JUL  | AGO  | SET  | OCT  | NOV  | DIC  | Máxima | TASA % |
|-----------|------|------|------|------|------|------|------|------|------|------|------|------|--------|--------|
| 2013      | 8.21 | 0.21 | 8.21 | 0.22 | 8.23 | 0.23 | 8.23 | 0.23 | 8.23 | 0.24 | 0.21 | 8.24 | 8.24   |        |
| 2014      | 8.21 | 0.28 | 8.21 | 0.22 | 0.22 | 0.24 | 0.23 | 0.23 | 0.23 | 0.24 | 0.21 | 8.24 | 8.24   | -0.39% |
| 2015      | 8.21 | 0.28 | 0.21 | 0.22 | 8.23 | 0.24 | 8.24 | 0.23 | 8.23 | 8.24 | 0.21 | 8.24 | 8.24   | 0.27%  |
| 2016      | 8.21 | 0.20 | 0.21 | 0.21 | 8.22 | 8.23 | 8.23 | 0.23 | 8.23 | 8.24 | 0.21 | 8.24 | 8.24   | -0.52% |
| 2017      | 8.21 | 0.28 | 0.21 | 8.21 | 0.22 | 8.24 | 8.23 | 8.23 | 0.23 | 8.24 | 0.21 | 8.24 | 8.24   | 0.00%  |
| 2018      | 8.21 | 0.20 | 0.21 | 8.21 | 0.22 | 8.24 | 8.23 | 8.23 | 0.23 | 8.24 | 0.21 | 8.24 | 8.24   | 8.17%  |
| 2019      | 8.21 | 0.20 | 0.21 | 8.21 | 0.22 | 8.24 | 8.23 | 8.23 | 0.23 | 8.24 | 0.21 | 8.24 | 8.24   | 8.00%  |
| 2020      | 0.21 | 0.20 | 0.21 | 8.21 | 0.22 | 8.24 | 8.23 | 8.23 | 0.23 | 8.24 | 0.21 | 8.24 | 8.24   | 8.00%  |
| 2021      | 0.21 | 0.20 | 0.21 | 8.21 | 0.22 | 8.23 | 8.23 | 8.23 | 0.23 | 0.24 | 0.21 | 8.24 | 8.24   | -0.54% |
| 2022      | 0.21 | 8.20 | 0.21 | 8.21 | 0.22 | 0.23 | 8.23 | 0.23 | 0.23 | 0.24 | 8.21 | 8.24 | 8.24   | 8.00%  |
| 2023      | 0.21 | 0.20 | 0.21 | 8.21 | 0.22 | 8.23 | 8.23 | 8.23 | 0.23 | 0.24 | 0.21 | 8.24 | 8.24   | 8.00%  |
| 2024      | 0.21 | 8.20 | 0.21 | 8.21 | 0.22 | 8.23 | 0.23 | 0.23 | 0.23 | 0.24 | 8.21 | 8.24 | 8.24   | 8.00%  |
| 2825      | 0.21 | 8.20 | 0.21 | 8.21 | 0.22 | 0.23 | 0.23 | 0.23 | 0.23 | 0.24 | 8.21 | 8.24 | 8.24   | 8.00%  |
| 2829      | 0.21 | 8.20 | 8.21 | 0.21 | 0.22 | 0.23 | 0.23 | 0.23 | 0.23 | 0.24 | 8.21 | 8.24 | 8.24   | 0.00%  |
| 2827      | 0.21 | 8.20 | 8.21 | 0.21 | 0.22 | 0.23 | 0.23 | 0.23 | 0.23 | 0.24 | 8.21 | 8.24 | 8.24   | 0.00%  |
| 2028      | 0.21 | 8.28 | 8.21 | 0.21 | 8.22 | 0.23 | 0.23 | 0.23 | 8.23 | 0.24 | 8.21 | 8.24 | 8.24   | 0.00%  |
| 2028      | 0.21 | 8.28 | 8.21 | 0.21 | 8.22 | 0.23 | 0.23 | 0.23 | 8.23 | 0.24 | 8.21 | 8.24 | 8.24   | 0.00%  |
| 2838      | 0.21 | 8.28 | 8.21 | 0.21 | 8.22 | 0.23 | 0.23 | 0.23 | 8.23 | 0.24 | 8.21 | 8.24 | 8.24   | 0.00%  |
| 2031      | 8.21 | 0.28 | 0.21 | 0.21 | 0.22 | 0.23 | 0.23 | 0.23 | 8.23 | 0.24 | 8.21 | 8.24 | 8.24   | 0.00%  |
| 2032      | 8.21 | 0.28 | 0.21 | 0.21 | 0.22 | 0.23 | 8.23 | 8.23 | 0.23 | 8.24 | 0.21 | 8.24 | 8.24   | 0.00%  |
| 2033      | 8.21 | 0.28 | 0.21 | 0.21 | 8.22 | 0.23 | 8.23 | 0.23 | 8.23 | 0.24 | 0.21 | 8.24 | 8.24   | 0.00%  |

| 99 BALBOA | ENE  | FEB  | MAR  | ABR  | MAY  | JUN  | JUL  | AGO  | SET  | OCT  | NOV  | DIC  | Máxima | TASA % |
|-----------|------|------|------|------|------|------|------|------|------|------|------|------|--------|--------|
| 2013      | 0.17 | 8.16 | 0.17 | 8.17 | 0.18 | 8.16 | 8.16 | 8.16 | 8.17 | 8.15 | 8.16 | 8.18 | 8.18   |        |
| 2814      | 0.17 | 8.16 | 8.17 | 8.17 | 0.17 | 0.16 | 0.17 | 0.18 | 0.16 | 0.17 | 8.15 | 0.16 | 0.16   | -0.09% |
| 2815      | 0.17 | 8.16 | 8.17 | 0.17 | 0.17 | 0.16 | 0.17 | 0.18 | 0.16 | 0.17 | 8.15 | 8.16 | 8.16   | 0.27%  |
| 2816      | 0.16 | 8.15 | 8.17 | 0.17 | 8.17 | 0.16 | 0.16 | 0.16 | 8.16 | 0.17 | 0.15 | 8.18 | 8.16   | -0.52% |
| 2817      | 8.18 | 8.16 | 8.17 | 0.17 | 8.17 | 0.16 | 0.16 | 0.16 | 8.16 | 0.17 | 0.15 | 8.16 | 8.16   | 0.00%  |
| 2018      | 8.18 | 0.16 | 0.17 | 0.17 | 8.17 | 0.18 | 8.17 | 0.18 | 8.16 | 0.17 | 0.15 | 8.18 | 8.16   | 0.17%  |
| 2019      | 8.18 | 0.16 | 0.17 | 8.17 | 0.17 | 8.16 | 8.17 | 8.18 | 0.16 | 8.17 | 0.15 | 8.18 | 8.16   | 0.00%  |
| 2020      | 8.18 | 0.15 | 0.17 | 8.17 | 0.17 | 8.16 | 8.17 | 8.18 | 0.16 | 8.17 | 0.15 | 8.18 | 8.16   | 8.00%  |
| 2021      | 8.18 | 0.16 | 0.17 | 8.17 | 0.17 | 8.16 | 8.18 | 8.18 | 0.16 | 8.17 | 0.15 | 8.18 | 8.16   | 8.00%  |
| 2022      | 0.16 | 8.16 | 0.17 | 8.17 | 0.17 | 8.16 | 8.18 | 0.18 | 0.16 | 0.17 | 8.15 | 0.16 | 0.16   | -0.09% |
| 2823      | 0.16 | 8.16 | 8.17 | 8.17 | 0.17 | 0.18 | 0.18 | 0.18 | 8.18 | 0.17 | 8.15 | 0.16 | 0.16   | 8.00%  |
| 2024      | 0.16 | 8.15 | 8.17 | 0.17 | 0.17 | 0.18 | 0.18 | 0.18 | 8.16 | 0.17 | 8.16 | 8.19 | 8.16   | 0.00%  |
| 2025      | 0.16 | 8.16 | 8.17 | 0.17 | 8.17 | 0.18 | 0.18 | 0.18 | 8.16 | 0.17 | 0.15 | 8.18 | 8.16   | 0.00%  |
| 2026      | 0.16 | 8.16 | 8.17 | 0.17 | 8.17 | 0.16 | 0.16 | 0.16 | 8.16 | 0.17 | 0.15 | 8.18 | 8.16   | 0.00%  |
| 2027      | 8.16 | 0.16 | 8.17 | 0.17 | 8.17 | 0.16 | 0.16 | 0.16 | 8.16 | 0.17 | 0.15 | 8.18 | 8.16   | 0.00%  |
| 2028      | 8.16 | 0.15 | 0.17 | 0.17 | 8.17 | 8.16 | 8.16 | 8.16 | 8.16 | 8.17 | 0.15 | 8.18 | 8.16   | 0.00%  |
| 2029      | 8.16 | 0.16 | 0.17 | 8.17 | 0.17 | 8.19 | 8.18 | 8.16 | 0.16 | 8.17 | 0.15 | 8.18 | 8.16   | 8.00%  |
| 2030      | 8.16 | 0.16 | 0.17 | 8.17 | 0.17 | 8.19 | 8.16 | 8.19 | 0.16 | 8.17 | 0.15 | 8.18 | 8.16   | 8.00%  |
| 2031      | 8.16 | 0.16 | 0.17 | 8.17 | 0.17 | 8.16 | 8.16 | 8.16 | 0.16 | 8.17 | 8.15 | 0.16 | 8.16   | 8.00%  |
| 2032      | 0.16 | 8.15 | 0.17 | 8.17 | 0.17 | 8.16 | 8.16 | 8.16 | 0.16 | 8.17 | 8.15 | 0.16 | 8.16   | 8.00%  |
| 2033      | 0.16 | 8.16 | 0.17 | 8.17 | 0.17 | 0.16 | 8.16 | 8.16 | 0.16 | 8.17 | 8.15 | 0.16 | 8.16   | 8.00%  |

| 99 CORONADO | ENE  | FEB  | MAR  | ABR  | MAY  | JUN  | JUL  | AGO  | SET  | OCT  | NOV  | DIC  | Máxima | TASA % |
|-------------|------|------|------|------|------|------|------|------|------|------|------|------|--------|--------|
| 2813        | 0.23 | 8.21 | 8.23 | 0.18 | 8.20 | 0.18 | 0.18 | 0.20 | 8.23 | 0.19 | 0.21 | 8.17 | 8.23   |        |
| 2014        | 0.22 | 8.21 | 8.23 | 0.18 | 8.20 | 0.18 | 0.18 | 0.20 | 8.23 | 0.19 | 0.21 | 8.17 | 8.23   | -0.99% |
| 2015        | 8.23 | 0.21 | 8.23 | 0.18 | 8.20 | 0.19 | 8.19 | 0.20 | 8.23 | 8.19 | 0.21 | 8.17 | 8.23   | -0.98% |
| 2016        | 8.22 | 0.28 | 0.23 | 0.18 | 8.20 | 8.19 | 8.19 | 8.20 | 0.22 | 8.19 | 0.21 | 8.17 | 8.23   | 8.00%  |
| 2017        | 8.22 | 0.21 | 0.23 | 0.18 | 8.28 | 8.16 | 8.19 | 8.28 | 0.22 | 8.19 | 0.21 | 8.17 | 8.23   | 8.00%  |
| 2018        | 8.22 | 0.21 | 0.23 | 8.16 | 0.28 | 8.16 | 8.19 | 8.28 | 0.22 | 8.16 | 8.21 | 0.17 | 8.23   | -0.10% |
| 2019        | 0.22 | 8.21 | 0.23 | 8.16 | 0.28 | 8.16 | 8.19 | 0.28 | 0.22 | 0.18 | 8.21 | 0.17 | 8.23   | 8.00%  |
| 2020        | 0.22 | 8.20 | 8.23 | 8.16 | 0.28 | 8.16 | 0.16 | 8.28 | 0.22 | 0.16 | 8.21 | 0.17 | 8.23   | 0.00%  |
| 2021        | 0.22 | 8.21 | 0.23 | 0.18 | 0.20 | 0.18 | 0.18 | 0.26 | 0.22 | 0.18 | 0.26 | 8.17 | 8.23   | 0.22%  |
| 2022        | 0.22 | 8.21 | 8.23 | 0.18 | 0.20 | 0.18 | 0.18 | 0.20 | 8.22 | 0.16 | 0.26 | 8.17 | 8.23   | 0.00%  |
| 2023        | 8.22 | 0.21 | 8.23 | 0.18 | 8.20 | 0.19 | 0.18 | 0.20 | 8.22 | 0.19 | 0.26 | 8.17 | 8.23   | 0.00%  |
| 2024        | 8.22 | 0.28 | 0.23 | 0.19 | 8.20 | 8.19 | 8.18 | 8.20 | 8.22 | 8.19 | 0.20 | 8.17 | 8.23   | 0.00%  |
| 2025        | 8.22 | 0.21 | 0.23 | 8.16 | 8.28 | 8.19 | 8.16 | 8.20 | 0.22 | 8.19 | 0.20 | 8.17 | 8.23   | 8.00%  |
| 2026        | 8.22 | 0.21 | 0.23 | 8.16 | 8.28 | 8.19 | 8.16 | 8.20 | 0.22 | 8.18 | 0.20 | 0.17 | 8.23   | 8.00%  |
| 2027        | 8.22 | 8.21 | 0.23 | 8.16 | 0.28 | 8.16 | 8.19 | 8.28 | 0.22 | 8.18 | 8.20 | 0.17 | 8.23   | 8.00%  |
| 2028        | 0.22 | 8.20 | 0.23 | 8.16 | 0.28 | 8.16 | 8.19 | 0.28 | 0.22 | 0.16 | 8.20 | 0.17 | 8.23   | 8.00%  |
| 2828        | 0.22 | 8.21 | 8.23 | 0.18 | 0.20 | 0.18 | 0.18 | 0.20 | 0.22 | 0.16 | 8.28 | 0.17 | 8.23   | 0.00%  |
| 2830        | 0.22 | 8.21 | 8.23 | 0.18 | 0.20 | 0.18 | 0.18 | 0.26 | 0.22 | 0.16 | 0.26 | 8.17 | 8.23   | 0.00%  |
| 2031        | 0.22 | 8.21 | 8.23 | 0.18 | 0.20 | 0.18 | 0.18 | 0.20 | 8.22 | 0.16 | 0.26 | 8.17 | 8.23   | 0.00%  |
| 2032        | 8.22 | 0.28 | 8.23 | 0.18 | 8.20 | 0.19 | 0.18 | 0.20 | 8.22 | 0.19 | 0.26 | 8.17 | 8.23   | 0.00%  |
| 2033        | 8.22 | 0.21 | 0.23 | 0.18 | 0.20 | 8.19 | 0.18 | 8.20 | 8.22 | 8.19 | 0.26 | 8.17 | 8.23   | 0.00%  |

| 99 ARRAJAN | ENE  | FEB  | MAR  | ABR  | MAY  | JUN  | JUL  | AGO  | SET  | OCT  | NOV  | DIC  | Máxima | TASA % |
|------------|------|------|------|------|------|------|------|------|------|------|------|------|--------|--------|
| 2013       | 8.31 | 0.31 | 0.32 | 8.29 | 0.27 | 8.27 | 8.26 | 8.32 | 0.32 | 8.32 | 0.31 | 0.31 | 0.32   |        |
| 2014       | 0.31 | 8.30 | 0.32 | 8.29 | 0.27 | 0.28 | 8.29 | 0.32 | 0.32 | 0.32 | 8.31 | 0.30 | 0.32   | -0.09% |
| 2815       | 0.31 | 8.30 | 8.32 | 8.28 | 0.27 | 0.28 | 8.28 | 0.32 | 0.32 | 0.32 | 8.32 | 0.30 | 0.32   | 0.27%  |
| 2016       | 0.31 | 8.30 | 8.31 | 0.28 | 8.27 | 0.28 | 0.28 | 0.32 | 8.32 | 0.32 | 0.31 | 8.30 | 0.32   | -8.52% |
| 2818       | 0.31 | 8.30 | 8.31 | 0.28 | 8.27 | 0.28 | 0.28 | 0.32 | 8.32 | 0.32 | 0.31 | 8.30 | 0.32   | 0.00%  |
| 2019       | 8.31 | 0.38 | 0.31 | 0.28 | 8.27 | 0.28 | 0.28 | 0.32 | 8.32 | 0.32 | 0.31 | 8.30 | 8.32   | 0.17%  |
| 2020       | 8.31 | 0.28 | 0.31 | 0.28 | 8.27 | 0.28 | 8.28 | 0.32 | 8.32 | 0.32 | 0.31 | 0.38 | 8.32   | 0.00%  |
| 2021       | 8.31 | 0.30 | 0.31 | 8.29 | 0.27 | 8.28 | 8.26 | 8.32 | 0.32 | 8.32 | 0.31 | 0.38 | 8.32   | -0.54% |
| 2022       | 0.31 | 0.30 | 0.31 | 8.29 | 0.27 | 8.28 | 8.26 | 8.32 | 0.32 | 8.32 | 8.31 | 0.30 | 8.32   | 8.00%  |
| 2023       | 0.31 | 8.30 | 0.31 | 8.28 | 0.27 | 8.28 | 8.26 | 8.32 | 0.32 | 0.32 | 0.31 | 0.30 | 8.32   | 8.00%  |
| 2024       | 0.31 | 0.29 | 8.31 | 8.28 | 0.27 | 0.26 | 0.26 | 0.32 | 0.32 | 0.32 | 8.31 | 0.30 | 8.32   | 0.00%  |
| 2825       | 0.31 | 8.30 | 8.31 | 0.28 | 0.27 | 0.28 | 0.28 | 0.32 | 8.32 | 0.32 | 8.31 | 8.30 | 8.32   | 8.00%  |
| 2029       | 0.31 | 8.30 | 8.31 | 0.28 | 8.27 | 0.28 | 0.28 | 0.32 | 8.32 | 0.32 | 0.31 | 8.30 | 8.32   | 0.00%  |
| 2027       | 0.31 | 0.28 | 8.31 | 0.28 | 8.27 | 0.28 | 0.28 | 0.32 | 8.32 | 0.32 | 0.31 | 8.30 | 8.32   | 0.00%  |
| 2028       | 8.31 | 0.28 | 8.31 | 0.28 | 8.27 | 0.28 | 8.28 | 8.32 | 8.32 | 0.32 | 0.31 | 0.30 | 8.32   | 0.00%  |
| 2029       | 8.31 | 0.28 | 8.31 | 0.28 | 8.27 | 0.28 | 8.28 | 8.32 | 8.32 | 0.32 | 0.31 | 0.30 | 8.32   | 0.00%  |
| 2030       | 8.31 | 0.30 | 0.31 | 8.29 | 0.27 | 8.29 | 8.28 | 8.32 | 0.32 | 8.32 | 0.31 | 0.38 | 8.32   | 0.00%  |
| 2031       | 8.31 | 0.30 | 0.31 | 8.29 | 0.27 | 8.28 | 8.26 | 8.32 | 0.32 | 8.32 | 0.31 | 0.30 | 8.32   | 8.00%  |
| 2032       | 0.31 | 0.29 | 0.31 | 8.29 | 0.27 | 8.28 | 8.26 | 8.32 | 0.32 | 8.32 | 8.31 | 0.30 | 8.32   | 8.00%  |
| 2033       | 0.31 | 8.30 | 8.31 | 8.28 | 0.27 | 8.28 | 0.28 | 0.32 | 0.32 | 0.32 | 0.31 | 0.30 | 8.32   | 8.00%  |

| 99 |
|----|
|----|

**Tabla #49 (Continuación 5)  
PRONÓSTICO ANUAL Y MENSUAL DE LA DEMANDA MÁXIMA DE GENERACIÓN  
DE LOS PARTICIPANTES CONSUMIDORES (MW)**

| 99 VÍA PORRAS | ENE  | FEB  | MAR  | ABR  | MAY  | JUN  | JUL  | AGO  | SET  | OCT  | NOV  | DIC  | Máxima | TASA % |
|---------------|------|------|------|------|------|------|------|------|------|------|------|------|--------|--------|
| 2013          | 0.29 | 8.29 | 0.29 | 8.29 | 0.30 | 0.29 | 0.32 | 0.32 | 0.32 | 0.32 | 8.32 | 0.34 | 0.34   | ---    |
| 2014          | 0.28 | 8.28 | 0.29 | 8.28 | 0.29 | 0.30 | 0.32 | 0.32 | 0.32 | 0.32 | 0.32 | 0.34 | 0.34   | -0.39% |
| 2015          | 0.26 | 0.29 | 0.26 | 0.26 | 0.30 | 0.30 | 0.32 | 0.32 | 0.32 | 0.32 | 0.32 | 0.34 | 0.34   | 0.27%  |
| 2016          | 0.28 | 0.29 | 0.29 | 0.28 | 0.29 | 0.28 | 0.32 | 0.32 | 0.32 | 0.32 | 0.32 | 0.34 | 0.34   | -0.52% |
| 2017          | 0.29 | 0.29 | 0.29 | 0.28 | 0.29 | 0.28 | 0.32 | 0.32 | 0.32 | 0.32 | 0.32 | 0.34 | 0.34   | 0.00%  |
| 2018          | 0.28 | 0.28 | 0.28 | 0.28 | 0.28 | 0.29 | 0.30 | 0.32 | 0.32 | 0.32 | 0.32 | 0.34 | 0.34   | 0.17%  |
| 2019          | 0.28 | 0.28 | 0.28 | 0.28 | 0.28 | 0.29 | 0.30 | 0.32 | 0.32 | 0.32 | 0.32 | 0.34 | 0.34   | 0.00%  |
| 2020          | 0.28 | 0.28 | 0.28 | 0.28 | 0.28 | 0.29 | 0.30 | 0.32 | 0.32 | 0.32 | 0.32 | 0.34 | 0.34   | 0.00%  |
| 2021          | 0.26 | 0.28 | 0.29 | 0.28 | 0.29 | 0.29 | 0.32 | 0.32 | 0.32 | 0.32 | 0.32 | 0.34 | 0.34   | -0.54% |
| 2022          | 0.28 | 0.28 | 0.28 | 0.28 | 0.29 | 0.29 | 0.32 | 0.32 | 0.32 | 0.32 | 0.32 | 0.34 | 0.34   | 0.00%  |
| 2023          | 0.28 | 0.28 | 0.28 | 0.28 | 8.29 | 0.29 | 0.32 | 0.32 | 0.32 | 0.32 | 0.32 | 0.34 | 0.34   | 0.00%  |
| 2024          | 0.28 | 0.28 | 0.28 | 8.28 | 0.28 | 8.29 | 0.32 | 0.32 | 0.32 | 0.32 | 0.32 | 0.34 | 0.34   | 0.00%  |
| 2025          | 0.26 | 0.29 | 0.28 | 0.28 | 0.28 | 0.28 | 0.32 | 0.32 | 0.32 | 0.32 | 0.32 | 0.34 | 0.34   | 0.00%  |
| 2026          | 0.28 | 0.30 | 0.29 | 8.28 | 0.28 | 0.29 | 0.32 | 0.32 | 0.32 | 0.32 | 0.32 | 0.34 | 0.34   | 0.00%  |
| 2027          | 0.26 | 0.29 | 0.29 | 0.28 | 0.28 | 0.28 | 0.32 | 0.32 | 0.32 | 0.32 | 0.32 | 0.34 | 0.34   | 0.00%  |
| 2028          | 0.28 | 0.28 | 0.28 | 0.28 | 0.29 | 0.28 | 0.32 | 0.32 | 0.32 | 0.32 | 0.32 | 0.34 | 0.34   | 0.00%  |
| 2029          | 0.28 | 0.29 | 0.28 | 0.28 | 0.29 | 0.28 | 0.32 | 0.32 | 0.32 | 0.32 | 0.32 | 0.34 | 0.34   | 0.00%  |
| 2030          | 0.28 | 0.30 | 0.28 | 0.28 | 0.29 | 0.28 | 0.32 | 0.32 | 0.32 | 0.32 | 0.32 | 0.34 | 0.34   | 0.00%  |
| 2031          | 0.28 | 8.29 | 0.28 | 0.28 | 0.29 | 0.28 | 0.32 | 0.32 | 0.32 | 0.32 | 0.32 | 0.34 | 0.34   | 0.00%  |
| 2032          | 0.28 | 0.28 | 0.28 | 0.28 | 0.28 | 0.28 | 0.32 | 0.32 | 0.32 | 0.32 | 0.32 | 0.34 | 0.34   | 0.00%  |
| 2033          | 0.28 | 0.28 | 0.29 | 0.28 | 0.29 | 0.29 | 0.32 | 0.32 | 0.32 | 0.32 | 0.32 | 0.34 | 0.34   | 0.00%  |

| 99 PUNTA PACIFICA | ENE  | FEB  | MAR  | ABR  | MAY  | JUN  | JUL  | AGO  | SET  | OCT  | NOV  | DIC  | Máxima | TASA % |
|-------------------|------|------|------|------|------|------|------|------|------|------|------|------|--------|--------|
| 2013              | 0.26 | 0.34 | 0.34 | 0.35 | 0.33 | 0.28 | 0.38 | 8.39 | 0.39 | 0.39 | 0.39 | 0.41 | 0.41   | ---    |
| 2014              | 0.26 | 0.34 | 0.33 | 0.34 | 0.33 | 0.28 | 0.38 | 0.38 | 0.38 | 0.38 | 0.38 | 0.41 | 0.41   | -0.39% |
| 2015              | 0.28 | 0.34 | 0.33 | 0.34 | 0.33 | 0.28 | 0.38 | 0.38 | 0.38 | 0.38 | 0.39 | 0.41 | 0.41   | 0.27%  |
| 2016              | 0.28 | 0.34 | 0.33 | 0.34 | 0.33 | 0.28 | 0.38 | 0.38 | 0.38 | 0.38 | 0.39 | 0.40 | 0.40   | -0.52% |
| 2017              | 0.28 | 8.34 | 0.33 | 0.34 | 0.33 | 0.28 | 0.38 | 0.38 | 0.38 | 0.38 | 0.38 | 8.40 | 8.40   | 0.00%  |
| 2018              | 0.28 | 0.34 | 0.33 | 0.34 | 0.33 | 0.28 | 0.39 | 0.39 | 0.39 | 0.39 | 0.39 | 0.41 | 0.41   | 0.17%  |
| 2019              | 0.28 | 0.34 | 0.33 | 0.34 | 0.33 | 0.28 | 0.39 | 0.39 | 0.39 | 0.39 | 0.39 | 0.41 | 0.41   | 0.00%  |
| 2020              | 0.29 | 0.34 | 0.33 | 0.34 | 0.33 | 0.28 | 0.38 | 0.38 | 0.38 | 0.38 | 0.39 | 0.41 | 0.41   | -0.54% |
| 2021              | 0.28 | 0.34 | 0.33 | 0.34 | 0.33 | 0.28 | 0.38 | 0.38 | 0.38 | 0.38 | 0.38 | 0.40 | 0.40   | 0.00%  |
| 2022              | 0.28 | 0.34 | 0.33 | 0.34 | 0.33 | 0.28 | 0.38 | 0.38 | 0.38 | 0.38 | 0.38 | 0.40 | 0.40   | 0.00%  |
| 2023              | 0.28 | 0.34 | 0.33 | 0.34 | 0.33 | 0.28 | 0.38 | 0.38 | 0.38 | 0.38 | 0.38 | 0.40 | 0.40   | 0.00%  |
| 2024              | 0.28 | 0.33 | 0.33 | 0.34 | 0.33 | 0.28 | 0.39 | 8.38 | 0.39 | 8.38 | 0.39 | 8.40 | 8.40   | 0.00%  |
| 2025              | 0.28 | 0.34 | 0.33 | 0.34 | 0.33 | 0.28 | 0.38 | 0.38 | 0.38 | 0.38 | 0.38 | 0.40 | 0.40   | 0.00%  |
| 2026              | 0.28 | 0.35 | 0.33 | 0.34 | 0.33 | 0.28 | 0.38 | 0.38 | 0.38 | 0.38 | 0.38 | 0.40 | 0.40   | 0.00%  |
| 2027              | 0.28 | 0.34 | 0.33 | 0.34 | 0.33 | 0.28 | 0.38 | 0.38 | 0.38 | 0.38 | 0.38 | 0.40 | 0.40   | 0.00%  |
| 2028              | 0.28 | 0.33 | 0.33 | 0.34 | 0.33 | 0.28 | 0.38 | 0.38 | 0.38 | 0.38 | 0.38 | 0.40 | 0.40   | 0.00%  |
| 2029              | 0.28 | 0.34 | 0.33 | 0.34 | 0.33 | 0.28 | 0.38 | 0.38 | 0.38 | 0.38 | 0.38 | 0.40 | 0.40   | 0.00%  |
| 2030              | 0.28 | 0.35 | 0.33 | 0.34 | 0.33 | 0.28 | 0.38 | 0.38 | 0.38 | 0.38 | 0.38 | 0.40 | 0.40   | 0.00%  |
| 2031              | 0.28 | 0.34 | 0.33 | 0.34 | 0.33 | 0.28 | 0.38 | 0.38 | 0.38 | 0.38 | 0.38 | 0.40 | 0.40   | 0.00%  |
| 2032              | 0.29 | 0.33 | 0.33 | 0.34 | 0.33 | 0.28 | 0.38 | 0.38 | 0.38 | 0.38 | 0.38 | 0.40 | 0.40   | 0.00%  |
| 2033              | 8.28 | 0.34 | 0.33 | 0.34 | 0.33 | 0.28 | 0.38 | 0.39 | 0.38 | 0.38 | 0.38 | 0.40 | 0.40   | 0.00%  |

| 99 PLAZA YOCUMEN | ENE  | FEB  | MAR  | ABR  | MAY  | JUN  | JUL  | AGO  | SET  | OCT  | NOV  | DIC  | Máxima | TASA % |
|------------------|------|------|------|------|------|------|------|------|------|------|------|------|--------|--------|
| 2013             | 0.32 | 0.37 | 0.36 | 0.29 | 0.33 | 0.30 | 0.41 | 0.41 | 0.41 | 0.41 | 0.41 | 0.43 | 0.43   | ---    |
| 2014             | 0.32 | 0.36 | 0.38 | 0.28 | 0.33 | 0.37 | 0.41 | 0.41 | 0.41 | 0.41 | 0.41 | 0.43 | 0.43   | -0.39% |
| 2015             | 0.32 | 0.37 | 0.38 | 0.28 | 0.33 | 0.37 | 0.41 | 0.41 | 0.41 | 0.41 | 0.41 | 0.43 | 0.43   | 0.27%  |
| 2016             | 0.32 | 0.38 | 0.36 | 0.28 | 0.32 | 0.37 | 0.41 | 0.41 | 0.41 | 0.41 | 0.41 | 0.43 | 0.43   | -0.52% |
| 2017             | 0.32 | 0.36 | 0.36 | 0.29 | 0.32 | 0.37 | 0.41 | 0.41 | 0.41 | 0.41 | 0.41 | 0.43 | 0.43   | 0.00%  |
| 2018             | 0.32 | 0.36 | 0.36 | 0.29 | 0.32 | 0.37 | 0.41 | 0.41 | 0.41 | 0.41 | 0.41 | 0.43 | 0.43   | 0.17%  |
| 2019             | 0.32 | 0.36 | 0.36 | 0.29 | 0.32 | 0.37 | 0.41 | 0.41 | 0.41 | 0.41 | 0.41 | 0.43 | 0.43   | 0.00%  |
| 2020             | 0.32 | 0.36 | 0.36 | 0.29 | 0.32 | 0.37 | 0.41 | 0.41 | 0.41 | 0.41 | 0.41 | 0.43 | 0.43   | 0.00%  |
| 2021             | 0.32 | 0.38 | 0.36 | 0.29 | 0.32 | 0.36 | 0.41 | 0.41 | 0.41 | 0.41 | 0.41 | 0.43 | 0.43   | -0.54% |
| 2022             | 0.32 | 0.36 | 0.36 | 0.29 | 0.32 | 0.36 | 0.41 | 0.41 | 0.41 | 0.41 | 0.41 | 0.43 | 0.43   | 0.00%  |
| 2023             | 0.32 | 0.36 | 0.36 | 0.29 | 0.32 | 0.36 | 0.41 | 0.41 | 0.41 | 0.41 | 0.41 | 0.43 | 0.43   | 0.00%  |
| 2024             | 0.32 | 0.35 | 0.36 | 0.28 | 0.32 | 0.36 | 0.41 | 0.41 | 0.41 | 0.41 | 0.41 | 0.43 | 0.43   | 0.00%  |
| 2025             | 0.32 | 0.36 | 0.36 | 0.29 | 0.32 | 0.36 | 0.41 | 0.41 | 0.41 | 0.41 | 0.41 | 0.43 | 0.43   | 0.00%  |
| 2026             | 0.32 | 0.36 | 0.36 | 0.29 | 0.32 | 0.36 | 0.41 | 0.41 | 0.41 | 0.41 | 0.41 | 0.43 | 0.43   | 0.00%  |
| 2027             | 0.32 | 0.36 | 0.36 | 0.29 | 0.32 | 0.36 | 0.41 | 0.41 | 0.41 | 0.41 | 0.41 | 0.43 | 0.43   | 0.00%  |
| 2028             | 0.32 | 0.35 | 0.36 | 0.29 | 0.32 | 0.36 | 0.41 | 0.41 | 0.41 | 0.41 | 0.41 | 0.43 | 0.43   | 0.00%  |
| 2029             | 0.32 | 0.36 | 0.36 | 0.29 | 0.32 | 0.36 | 0.41 | 0.41 | 0.41 | 0.41 | 0.41 | 0.43 | 0.43   | 0.00%  |
| 2030             | 0.32 | 0.36 | 0.36 | 0.29 | 0.32 | 0.36 | 0.41 | 0.41 | 0.41 | 0.41 | 0.41 | 0.43 | 0.43   | 0.00%  |
| 2031             | 0.32 | 0.36 | 0.36 | 0.29 | 0.32 | 0.36 | 0.41 | 0.41 | 0.41 | 0.41 | 0.41 | 0.43 | 0.43   | 0.00%  |
| 2032             | 0.32 | 0.35 | 0.36 | 0.28 | 0.32 | 0.36 | 0.41 | 0.41 | 0.41 | 0.41 | 0.41 | 0.43 | 0.43   | 0.00%  |
| 2033             | 0.32 | 0.36 | 0.36 | 0.28 | 0.32 | 0.36 | 0.41 | 0.41 | 0.41 | 0.41 | 0.41 | 0.43 | 0.43   | 0.00%  |

| 99 EL FARO | ENE  | FEB  | MAR  | ABR  | MAY  | JUN  | JUL  | AGO  | SET  | OCT  | NOV  | DIC  | Máxima | TASA % |
|------------|------|------|------|------|------|------|------|------|------|------|------|------|--------|--------|
| 2013       | 0.38 | 0.27 | 0.26 | 0.28 | 0.28 | 0.22 | 0.31 | 0.31 | 0.31 | 0.31 | 0.31 | 0.33 | 6.33   | ---    |
| 2014       | 0.29 | 0.27 | 0.29 | 0.27 | 0.28 | 8.22 | 0.31 | 0.31 | 0.31 | 0.31 | 0.31 | 0.32 | 0.32   | -0.38% |
| 2015       | 0.29 | 0.27 | 0.28 | 0.27 | 0.28 | 0.22 | 0.31 | 0.31 | 0.31 | 0.31 | 0.31 | 0.33 | 0.33   | 0.27%  |
| 2016       | 0.28 | 0.27 | 0.26 | 0.27 | 0.28 | 8.22 | 0.31 | 8.31 | 0.31 | 0.31 | 0.31 | 0.32 | 0.32   | -0.52% |
| 2017       | 0.28 | 0.27 | 0.26 | 0.27 | 0.27 | 0.22 | 0.31 | 0.31 | 0.31 | 0.31 | 0.31 | 0.32 | 0.32   | 0.00%  |
| 2018       | 0.28 | 0.27 | 0.26 | 0.27 | 0.27 | 0.22 | 0.31 | 0.31 | 0.31 | 0.31 | 0.31 | 0.32 | 0.32   | 0.17%  |
| 2019       | 0.28 | 0.27 | 0.26 | 0.27 | 0.27 | 0.22 | 0.31 | 0.31 | 0.31 | 0.31 | 0.31 | 0.32 | 0.32   | 0.00%  |
| 2020       | 0.28 | 0.27 | 0.26 | 0.27 | 0.27 | 0.22 | 0.31 | 0.31 | 0.31 | 0.31 | 0.31 | 0.32 | 0.32   | 0.00%  |
| 2021       | 0.29 | 0.27 | 0.26 | 0.27 | 0.26 | 0.22 | 0.31 | 0.31 | 0.31 | 0.31 | 0.31 | 0.32 | 0.32   | -0.54% |
| 2022       | 0.29 | 0.27 | 0.26 | 0.27 | 0.26 | 0.22 | 0.31 | 0.31 | 0.31 | 0.31 | 0.31 | 0.32 | 0.32   | 0.00%  |
| 2023       | 0.29 | 0.27 | 0.26 | 0.27 | 0.26 | 0.22 | 0.31 | 0.31 | 0.31 | 0.31 | 0.31 | 0.32 | 0.32   | 0.00%  |
| 2024       | 8.29 | 0.26 | 0.26 | 0.27 | 0.28 | 0.22 | 0.31 | 0.31 | 0.31 | 0.31 | 0.31 | 0.32 | 0.32   | 0.00%  |
| 2025       | 0.29 | 0.27 | 0.26 | 0.27 | 0.28 | 0.22 | 0.31 | 0.31 | 0.31 | 0.31 | 0.31 | 0.32 | 0.32   | 0.00%  |
| 2026       | 0.28 | 0.27 | 0.26 | 0.27 | 0.28 | 0.22 | 0.31 | 0.31 | 0.31 | 0.31 | 0.31 | 0.32 | 0.32   | 0.00%  |
| 2027       | 0.28 | 0.27 | 0.26 | 0.27 | 0.28 | 0.22 | 0.31 | 0.31 | 0.31 | 0.31 | 0.31 | 0.32 | 0.32   | 0.00%  |
| 2028       | 0.28 | 0.27 | 0.26 | 0.27 | 0.28 | 0.22 | 0.31 | 0.31 | 0.31 | 0.31 | 0.31 | 0.32 | 0.32   | 0.00%  |
| 2029       | 0.28 | 0.27 | 0.26 | 0.27 | 0.28 | 0.22 | 0.31 | 0.31 | 0.31 | 0.31 | 0.31 | 0.32 | 0.32   | 0.00%  |
| 2030       | 0.29 | 0.27 | 0.26 | 0.27 | 0.28 | 0.22 | 0.31 | 0.31 | 0.31 | 0.31 | 0.31 | 0.32 | 0.32   | 0.00%  |
| 2031       | 0.29 | 0.28 | 0.26 | 0.27 | 0.28 | 0.22 | 0.31 | 0.31 | 0.31 | 0.31 | 0.31 | 0.32 | 0.32   | 0.00%  |
| 2032       | 0.29 | 0.26 | 0.26 | 0.27 | 0.28 | 0.22 | 0.31 | 0.3  |      |      |      |      |        |        |

### Tabla #49 (Continuación 6) PRONÓSTICO ANUAL Y MENSUAL DE LA DEMANDA MÁXIMA DE GENERACIÓN DE LOS PARTICIPANTES CONSUMIDORES (MW)

| 99 BRIBAS DEL GOLF | ENE  | FEB  | MAR  | ABR  | MAY  | JUN  | JUL  | AGO  | SET  | OCT  | NOV  | DIC  | Máxima | TASA % |
|--------------------|------|------|------|------|------|------|------|------|------|------|------|------|--------|--------|
| 2013               | 0.26 | 0.23 | 0.28 | 0.26 | 0.26 | 0.27 | 0.30 | 0.30 | 0.30 | 0.30 | 0.30 | 0.32 | 0.32   | ---    |
| 2014               | 0.26 | 0.23 | 0.28 | 0.28 | 0.28 | 0.28 | 0.28 | 0.28 | 0.30 | 0.30 | 0.30 | 0.32 | 0.32   | -0.39% |
| 2015               | 0.26 | 0.23 | 0.28 | 0.28 | 0.28 | 0.28 | 0.27 | 0.30 | 0.30 | 0.30 | 0.30 | 0.32 | 0.32   | 0.27%  |
| 2016               | 0.26 | 0.23 | 0.27 | 0.28 | 0.26 | 0.25 | 0.27 | 0.30 | 0.30 | 0.30 | 0.30 | 0.32 | 0.32   | -0.52% |
| 2017               | 0.26 | 0.23 | 0.28 | 0.28 | 0.26 | 0.25 | 0.27 | 0.30 | 0.30 | 0.30 | 0.30 | 0.32 | 0.32   | 0.00%  |
| 2018               | 0.26 | 0.26 | 0.27 | 0.26 | 0.25 | 0.25 | 0.27 | 0.30 | 0.30 | 0.30 | 0.30 | 0.32 | 0.32   | 0.17%  |
| 2020               | 0.26 | 0.23 | 0.27 | 0.26 | 0.25 | 0.25 | 0.27 | 0.30 | 0.30 | 0.30 | 0.30 | 0.32 | 0.32   | 0.00%  |
| 2021               | 0.26 | 0.23 | 0.28 | 0.28 | 0.25 | 0.25 | 0.27 | 0.30 | 0.30 | 0.30 | 0.30 | 0.32 | 0.32   | 0.00%  |
| 2022               | 0.26 | 0.23 | 0.28 | 0.28 | 0.25 | 0.25 | 0.27 | 0.30 | 0.30 | 0.30 | 0.30 | 0.32 | 0.32   | 0.00%  |
| 2023               | 0.26 | 0.23 | 0.28 | 0.28 | 0.25 | 0.25 | 0.27 | 0.30 | 0.30 | 0.30 | 0.30 | 0.32 | 0.32   | 0.00%  |
| 2024               | 0.26 | 0.23 | 0.28 | 0.28 | 0.25 | 0.25 | 0.27 | 0.30 | 0.30 | 0.30 | 0.30 | 0.32 | 0.32   | 0.00%  |
| 2025               | 0.26 | 0.23 | 0.28 | 0.28 | 0.25 | 0.25 | 0.27 | 0.30 | 0.30 | 0.30 | 0.30 | 0.32 | 0.32   | 0.00%  |
| 2028               | 0.26 | 0.23 | 0.28 | 0.28 | 0.25 | 0.25 | 0.27 | 0.30 | 0.30 | 0.30 | 0.30 | 0.32 | 0.32   | 0.00%  |
| 2827               | 0.26 | 0.23 | 0.28 | 0.28 | 0.25 | 0.25 | 0.27 | 0.30 | 0.30 | 0.30 | 0.30 | 0.32 | 0.32   | 0.00%  |
| 2028               | 0.26 | 0.23 | 0.28 | 0.28 | 0.25 | 0.25 | 0.27 | 0.30 | 0.30 | 0.30 | 0.30 | 0.32 | 0.32   | 0.00%  |
| 2028               | 0.26 | 0.23 | 0.28 | 0.28 | 0.25 | 0.25 | 0.27 | 0.30 | 0.30 | 0.30 | 0.30 | 0.32 | 0.32   | 0.00%  |
| 2038               | 0.26 | 0.23 | 0.28 | 0.28 | 0.25 | 0.25 | 0.27 | 0.30 | 0.30 | 0.30 | 0.30 | 0.32 | 0.32   | 0.00%  |
| 2031               | 0.26 | 0.23 | 0.28 | 0.28 | 0.25 | 0.25 | 0.27 | 0.30 | 0.30 | 0.30 | 0.30 | 0.32 | 0.32   | 0.00%  |
| 2032               | 0.26 | 0.23 | 0.28 | 0.28 | 0.25 | 0.25 | 0.27 | 0.30 | 0.30 | 0.30 | 0.30 | 0.32 | 0.32   | 0.00%  |
| 2033               | 0.26 | 0.23 | 0.28 | 0.28 | 0.25 | 0.25 | 0.27 | 0.30 | 0.30 | 0.30 | 0.30 | 0.32 | 0.32   | 0.00%  |

| 99 PENONOME | ENE  | FEB  | MAR  | ABR  | MAY  | JUN  | JUL  | AGO  | SET  | OCT  | NOV  | DIC  | Máxima | TASA % |
|-------------|------|------|------|------|------|------|------|------|------|------|------|------|--------|--------|
| 2013        | 0.32 | 0.32 | 0.32 | 0.32 | 0.32 | 0.34 | 0.37 | 0.38 | 0.38 | 0.38 | 0.38 | 0.40 | 0.40   | ---    |
| 2014        | 0.31 | 0.31 | 0.28 | 0.31 | 0.31 | 0.35 | 0.38 | 0.38 | 0.38 | 0.38 | 0.38 | 0.38 | 0.38   | -0.39% |
| 2015        | 0.31 | 0.32 | 0.28 | 0.31 | 0.31 | 0.35 | 0.38 | 0.38 | 0.38 | 0.38 | 0.38 | 0.40 | 0.40   | 0.27%  |
| 2016        | 0.31 | 0.31 | 0.28 | 0.31 | 0.31 | 0.35 | 0.37 | 0.37 | 0.37 | 0.37 | 0.37 | 0.38 | 0.38   | -0.52% |
| 2017        | 0.31 | 0.31 | 0.28 | 0.31 | 0.31 | 0.35 | 0.37 | 0.37 | 0.37 | 0.37 | 0.37 | 0.38 | 0.38   | 0.00%  |
| 2018        | 0.31 | 0.31 | 0.28 | 0.31 | 0.31 | 0.35 | 0.38 | 0.38 | 0.38 | 0.38 | 0.38 | 0.39 | 0.39   | 0.17%  |
| 2019        | 0.31 | 0.31 | 0.28 | 0.31 | 0.31 | 0.35 | 0.38 | 0.38 | 0.38 | 0.38 | 0.38 | 0.39 | 0.39   | 0.00%  |
| 2020        | 0.31 | 0.31 | 0.28 | 0.31 | 0.31 | 0.35 | 0.38 | 0.38 | 0.38 | 0.38 | 0.38 | 0.39 | 0.39   | 0.00%  |
| 2021        | 0.31 | 0.31 | 0.28 | 0.31 | 0.31 | 0.35 | 0.38 | 0.38 | 0.38 | 0.38 | 0.38 | 0.39 | 0.39   | 0.00%  |
| 2022        | 0.31 | 0.31 | 0.28 | 0.31 | 0.31 | 0.35 | 0.37 | 0.37 | 0.37 | 0.37 | 0.37 | 0.39 | 0.39   | -0.54% |
| 2023        | 0.31 | 0.31 | 0.28 | 0.31 | 0.31 | 0.35 | 0.37 | 0.37 | 0.37 | 0.37 | 0.37 | 0.39 | 0.39   | 0.00%  |
| 2024        | 0.31 | 0.31 | 0.28 | 0.31 | 0.31 | 0.35 | 0.37 | 0.37 | 0.37 | 0.37 | 0.37 | 0.39 | 0.39   | -0.88% |
| 2025        | 0.31 | 0.31 | 0.28 | 0.31 | 0.31 | 0.35 | 0.37 | 0.37 | 0.37 | 0.37 | 0.37 | 0.39 | 0.39   | 0.00%  |
| 2026        | 0.31 | 0.31 | 0.28 | 0.31 | 0.31 | 0.35 | 0.37 | 0.37 | 0.37 | 0.37 | 0.37 | 0.39 | 0.39   | 0.00%  |
| 2027        | 0.31 | 0.31 | 0.28 | 0.31 | 0.31 | 0.35 | 0.37 | 0.37 | 0.37 | 0.37 | 0.37 | 0.39 | 0.39   | 0.00%  |
| 2028        | 0.31 | 0.31 | 0.28 | 0.31 | 0.31 | 0.35 | 0.37 | 0.37 | 0.37 | 0.37 | 0.37 | 0.39 | 0.39   | 0.00%  |
| 2028        | 0.31 | 0.31 | 0.28 | 0.31 | 0.31 | 0.35 | 0.37 | 0.37 | 0.37 | 0.37 | 0.37 | 0.39 | 0.39   | 0.00%  |
| 2838        | 0.31 | 0.31 | 0.28 | 0.31 | 0.31 | 0.35 | 0.37 | 0.37 | 0.37 | 0.37 | 0.37 | 0.39 | 0.39   | 0.00%  |
| 2831        | 0.31 | 0.31 | 0.28 | 0.31 | 0.31 | 0.35 | 0.37 | 0.37 | 0.37 | 0.37 | 0.37 | 0.39 | 0.39   | 0.00%  |
| 2832        | 0.31 | 0.31 | 0.28 | 0.31 | 0.31 | 0.35 | 0.37 | 0.37 | 0.37 | 0.37 | 0.37 | 0.39 | 0.39   | 0.00%  |
| 2033        | 0.31 | 0.31 | 0.28 | 0.31 | 0.31 | 0.35 | 0.37 | 0.37 | 0.37 | 0.37 | 0.37 | 0.39 | 0.39   | 0.00%  |

| 99 ALBROOK | ENE  | FEB  | MAR  | ABR  | MAY  | JUN  | JUL  | AGO  | SET  | OCT  | NOV  | DIC  | Máxima | TASA % |
|------------|------|------|------|------|------|------|------|------|------|------|------|------|--------|--------|
| 2013       | 0.43 | 0.41 | 0.40 | 0.41 | 0.42 | 0.48 | 0.48 | 0.48 | 0.48 | 0.48 | 0.48 | 0.48 | 0.48   | ---    |
| 2014       | 0.43 | 0.41 | 0.39 | 0.48 | 0.42 | 0.41 | 0.48 | 0.48 | 0.48 | 0.48 | 0.48 | 0.48 | 0.48   | -0.39% |
| 2015       | 0.43 | 0.41 | 0.40 | 0.48 | 0.42 | 0.41 | 0.47 | 0.47 | 0.47 | 0.47 | 0.47 | 0.48 | 0.48   | 0.27%  |
| 2016       | 0.42 | 0.41 | 0.38 | 0.48 | 0.41 | 0.41 | 0.46 | 0.46 | 0.46 | 0.46 | 0.46 | 0.48 | 0.48   | -0.52% |
| 2017       | 0.42 | 0.41 | 0.39 | 0.48 | 0.41 | 0.41 | 0.46 | 0.46 | 0.46 | 0.46 | 0.46 | 0.48 | 0.48   | 0.00%  |
| 2018       | 0.42 | 0.41 | 0.39 | 0.48 | 0.41 | 0.41 | 0.46 | 0.46 | 0.46 | 0.46 | 0.46 | 0.49 | 0.49   | 0.17%  |
| 2019       | 0.42 | 0.41 | 0.39 | 0.48 | 0.41 | 0.41 | 0.46 | 0.46 | 0.46 | 0.46 | 0.46 | 0.48 | 0.48   | 0.00%  |
| 2020       | 0.42 | 0.41 | 0.39 | 0.48 | 0.41 | 0.41 | 0.46 | 0.46 | 0.46 | 0.46 | 0.46 | 0.48 | 0.48   | 0.00%  |
| 2021       | 0.42 | 0.41 | 0.39 | 0.48 | 0.42 | 0.41 | 0.48 | 0.48 | 0.48 | 0.48 | 0.48 | 0.48 | 0.48   | -0.54% |
| 2022       | 0.42 | 0.41 | 0.39 | 0.48 | 0.42 | 0.41 | 0.48 | 0.48 | 0.48 | 0.48 | 0.48 | 0.48 | 0.48   | 0.00%  |
| 2023       | 0.42 | 0.41 | 0.39 | 0.48 | 0.42 | 0.41 | 0.48 | 0.48 | 0.48 | 0.48 | 0.48 | 0.48 | 0.48   | 0.00%  |
| 2024       | 0.42 | 0.41 | 0.39 | 0.48 | 0.42 | 0.41 | 0.48 | 0.48 | 0.48 | 0.48 | 0.48 | 0.48 | 0.48   | 0.00%  |
| 2025       | 0.42 | 0.41 | 0.39 | 0.48 | 0.42 | 0.41 | 0.48 | 0.48 | 0.48 | 0.48 | 0.48 | 0.48 | 0.48   | 0.00%  |
| 2026       | 0.42 | 0.41 | 0.39 | 0.48 | 0.42 | 0.41 | 0.48 | 0.48 | 0.48 | 0.48 | 0.48 | 0.48 | 0.48   | 0.00%  |
| 2027       | 0.42 | 0.41 | 0.39 | 0.48 | 0.42 | 0.41 | 0.48 | 0.48 | 0.48 | 0.48 | 0.48 | 0.48 | 0.48   | 0.00%  |
| 2028       | 0.42 | 0.41 | 0.39 | 0.48 | 0.42 | 0.41 | 0.48 | 0.48 | 0.48 | 0.48 | 0.48 | 0.48 | 0.48   | 0.00%  |
| 2029       | 0.42 | 0.41 | 0.39 | 0.48 | 0.42 | 0.41 | 0.48 | 0.48 | 0.48 | 0.48 | 0.48 | 0.48 | 0.48   | 0.00%  |
| 2030       | 0.42 | 0.41 | 0.39 | 0.48 | 0.42 | 0.41 | 0.48 | 0.48 | 0.48 | 0.48 | 0.48 | 0.48 | 0.48   | 0.00%  |
| 2031       | 0.42 | 0.41 | 0.39 | 0.48 | 0.42 | 0.41 | 0.48 | 0.48 | 0.48 | 0.48 | 0.48 | 0.48 | 0.48   | 0.00%  |
| 2032       | 0.42 | 0.41 | 0.39 | 0.48 | 0.42 | 0.41 | 0.48 | 0.48 | 0.48 | 0.48 | 0.48 | 0.48 | 0.48   | 0.00%  |
| 2033       | 0.42 | 0.41 | 0.39 | 0.48 | 0.42 | 0.41 | 0.48 | 0.48 | 0.48 | 0.48 | 0.48 | 0.48 | 0.48   | 0.00%  |

| 99 SANTIAGO | ENE  | FEB  | MAR  | ABR  | MAY  | JUN  | JUL  | AGO  | SET  | OCT  | NOV  | DIC  | Máxima | TASA % |
|-------------|------|------|------|------|------|------|------|------|------|------|------|------|--------|--------|
| 2013        | 0.29 | 0.28 | 0.27 | 0.31 | 0.38 | 0.23 | 0.34 | 0.34 | 0.34 | 0.34 | 0.34 | 0.36 | 0.36   | ---    |
| 2014        | 0.28 | 0.28 | 0.27 | 0.30 | 0.38 | 0.24 | 0.34 | 0.34 | 0.34 | 0.34 | 0.34 | 0.36 | 0.36   | -0.39% |
| 2015        | 0.28 | 0.28 | 0.27 | 0.30 | 0.38 | 0.24 | 0.34 | 0.34 | 0.34 | 0.34 | 0.34 | 0.36 | 0.36   | 0.27%  |
| 2016        | 0.28 | 0.28 | 0.27 | 0.30 | 0.38 | 0.24 | 0.34 | 0.34 | 0.34 | 0.34 | 0.34 | 0.36 | 0.36   | -0.52% |
| 2017        | 0.28 | 0.28 | 0.27 | 0.30 | 0.38 | 0.24 | 0.34 | 0.34 | 0.34 | 0.34 | 0.34 | 0.36 | 0.36   | 0.00%  |
| 2018        | 0.28 | 0.28 | 0.27 | 0.30 | 0.38 | 0.24 | 0.34 | 0.34 | 0.34 | 0.34 | 0.34 | 0.36 | 0.36   | 0.17%  |
| 2019        | 0.28 | 0.28 | 0.27 | 0.30 | 0.38 | 0.24 | 0.34 | 0.34 | 0.34 | 0.34 | 0.34 | 0.36 | 0.36   | 0.00%  |
| 2020        | 0.28 | 0.28 | 0.27 | 0.30 | 0.38 | 0.24 | 0.34 | 0.34 | 0.34 | 0.34 | 0.34 | 0.36 | 0.36   | 0.00%  |
| 2021        | 0.28 | 0.28 | 0.27 | 0.30 | 0.38 | 0.24 | 0.34 | 0.34 | 0.34 | 0.34 | 0.34 | 0.36 | 0.36   | -0.54% |
| 2022        | 0.28 | 0.28 | 0.27 | 0.30 | 0.38 | 0.24 | 0.34 | 0.34 | 0.34 | 0.34 | 0.34 | 0.36 | 0.36   | 0.00%  |
| 2023        | 0.28 | 0.28 | 0.27 | 0.30 | 0.38 | 0.24 | 0.34 | 0.34 | 0.34 | 0.34 | 0.34 | 0.36 | 0.36   | 0.00%  |
| 2024        | 0.28 | 0.28 | 0.27 | 0.30 | 0.38 | 0.24 | 0.34 | 0.34 | 0.34 | 0.34 | 0.34 | 0.36 | 0.36   | 0.00%  |
| 2025        | 0.28 | 0.28 | 0.27 | 0.30 | 0.38 | 0.24 | 0.34 | 0.34 | 0.34 | 0.34 | 0.34 | 0.36 | 0.36   | 0.00%  |
| 2026        | 0.28 | 0.28 | 0.27 | 0.30 | 0.38 | 0.24 | 0.34 | 0.34 | 0.34 | 0.34 | 0.34 | 0.36 | 0.36   | 0.00%  |
| 2027        | 0.28 | 0.28 | 0.27 | 0.30 | 0.38 | 0.24 | 0.34 | 0.34 | 0.34 | 0.34 | 0.34 | 0.36 | 0.36   | 0.00%  |
| 2028        | 0.28 | 0.28 | 0.27 | 0.30 | 0.38 | 0.24 | 0.34 | 0.34 | 0.34 | 0.34 | 0.34 | 0.36 | 0.36   | 0.00%  |
| 2029        | 0.28 | 0.28 | 0.27 | 0.30 | 0.38 | 0.24 | 0.34 | 0.34 | 0.34 | 0.34 | 0.34 | 0.36 | 0.36   | 0.00%  |
| 2030        | 0.28 | 0.28 | 0.27 | 0.30 | 0.38 | 0.24 | 0.34 | 0.34 | 0.34 | 0.34 | 0.34 | 0.36 | 0.36   | 0.00%  |
| 2031        | 0.28 | 0.28 | 0.27 | 0.30 | 0.38 | 0.24 | 0.34 | 0.34 | 0.34 | 0.34 | 0.34 | 0.36 | 0.36   | 0.00%  |
| 2032        | 0.28 | 0.28 | 0.27 | 0.30 | 0.38 | 0.24 | 0.34 | 0.34 | 0.34 | 0.34 | 0.34 | 0.36 | 0.36   | 0.00%  |
| 2033        | 0.28 | 0.28 | 0.27 | 0.30 | 0.38 | 0.24 | 0.34 | 0.34 | 0.34 | 0.34 | 0.34 | 0.36 | 0.36   | 0.00%  |

| 99 CHITRE | ENE | FEB | MAR | ABR | MAY | JUN | JUL | AGO | SET | OCT | NOV | DIC | Máxima | TASA % |
|-----------|-----|-----|-----|-----|-----|-----|-----|-----|-----|-----|-----|-----|--------|--------|
|           |     |     |     |     |     |     |     |     |     |     |     |     |        |        |

**Tabla #49 (Continuación 7)  
PRONÓSTICO ANUAL Y MENSUAL DE LA DEMANDA MÁXIMA DE GENERACIÓN  
DE LOS PARTICIPANTES CONSUMIDORES (MW)**

| 99 SAN FRANCISCO | ENE  | FEB  | MAR  | ABR  | MAY  | JUN  | JUL  | AGO  | SET  | OCT  | NOV  | DIC  | Máxima | TASA % |
|------------------|------|------|------|------|------|------|------|------|------|------|------|------|--------|--------|
| 2813             | 0.34 | 0.26 | 0.28 | 0.28 | 0.34 | 0.33 | 0.37 | 0.38 | 0.38 | 0.38 | 0.38 | 0.40 | 0.40   | --     |
| 2814             | 0.34 | 0.26 | 0.27 | 0.29 | 0.34 | 0.34 | 0.38 | 0.38 | 0.38 | 0.38 | 0.38 | 0.40 | 0.39   | -8.36% |
| 2815             | 0.34 | 0.26 | 0.28 | 0.28 | 0.34 | 0.34 | 0.38 | 0.38 | 0.38 | 0.38 | 0.38 | 0.40 | 0.40   | 0.27%  |
| 2816             | 0.34 | 0.26 | 0.27 | 0.29 | 0.33 | 0.34 | 0.37 | 0.37 | 0.37 | 0.37 | 0.37 | 0.39 | 0.39   | -8.52% |
| 2817             | 0.34 | 0.29 | 0.27 | 0.29 | 0.33 | 0.34 | 0.37 | 0.37 | 0.37 | 0.37 | 0.37 | 0.39 | 0.39   | 0.00%  |
| 2818             | 0.34 | 0.26 | 0.27 | 0.29 | 0.33 | 0.34 | 0.38 | 0.38 | 0.38 | 0.38 | 0.38 | 0.39 | 0.39   | 0.17%  |
| 2819             | 0.34 | 0.26 | 0.27 | 0.29 | 0.33 | 0.34 | 0.38 | 0.38 | 0.38 | 0.38 | 0.38 | 0.39 | 0.39   | 0.00%  |
| 2028             | 0.34 | 0.28 | 0.27 | 0.28 | 0.33 | 0.34 | 0.38 | 0.38 | 0.38 | 0.38 | 0.38 | 0.39 | 0.39   | 0.00%  |
| 2021             | 0.34 | 0.26 | 0.27 | 0.29 | 0.33 | 0.34 | 0.37 | 0.37 | 0.37 | 0.37 | 0.37 | 0.39 | 0.39   | -8.54% |
| 2022             | 0.34 | 0.26 | 0.27 | 0.29 | 0.33 | 0.34 | 0.37 | 0.37 | 0.37 | 0.37 | 0.37 | 0.39 | 0.39   | 0.00%  |
| 2023             | 0.34 | 0.26 | 0.27 | 0.29 | 0.33 | 0.34 | 0.37 | 0.37 | 0.37 | 0.37 | 0.37 | 0.39 | 0.39   | 0.00%  |
| 2024             | 0.34 | 0.26 | 0.27 | 0.29 | 0.33 | 0.34 | 0.37 | 0.37 | 0.37 | 0.37 | 0.37 | 0.39 | 0.39   | 0.00%  |
| 2025             | 0.34 | 0.26 | 0.27 | 0.29 | 0.33 | 0.34 | 0.37 | 0.37 | 0.37 | 0.37 | 0.37 | 0.39 | 0.39   | 0.00%  |
| 2026             | 0.34 | 0.26 | 0.27 | 0.29 | 0.33 | 0.34 | 0.37 | 0.37 | 0.37 | 0.37 | 0.37 | 0.39 | 0.39   | 0.00%  |
| 2027             | 0.34 | 0.26 | 0.27 | 0.29 | 0.33 | 0.34 | 0.37 | 0.37 | 0.37 | 0.37 | 0.37 | 0.39 | 0.39   | 0.00%  |
| 2028             | 0.34 | 0.26 | 0.27 | 0.29 | 0.33 | 0.34 | 0.37 | 0.37 | 0.37 | 0.37 | 0.37 | 0.39 | 0.39   | 0.00%  |
| 2029             | 0.34 | 0.26 | 0.27 | 0.29 | 0.33 | 0.34 | 0.37 | 0.37 | 0.37 | 0.37 | 0.37 | 0.39 | 0.39   | 0.00%  |
| 2831             | 0.34 | 0.26 | 0.27 | 0.29 | 0.33 | 0.34 | 0.37 | 0.37 | 0.37 | 0.37 | 0.37 | 0.39 | 0.39   | 0.00%  |
| 2832             | 0.34 | 0.26 | 0.27 | 0.29 | 0.33 | 0.34 | 0.37 | 0.37 | 0.37 | 0.37 | 0.37 | 0.39 | 0.39   | 0.00%  |
| 2833             | 0.34 | 0.26 | 0.27 | 0.29 | 0.33 | 0.34 | 0.37 | 0.37 | 0.37 | 0.37 | 0.37 | 0.39 | 0.39   | 0.00%  |

| 99 PLAZA ITALIA | ENE  | FEB  | MAR  | ABR  | MAY  | JUN  | JUL  | AGO  | SET  | OCT  | NOV  | DIC  | Máxima | TASA % |
|-----------------|------|------|------|------|------|------|------|------|------|------|------|------|--------|--------|
| 2813            | 8.29 | 0.28 | 0.22 | 0.22 | 0.25 | 0.22 | 0.28 | 0.29 | 0.29 | 0.29 | 0.29 | 0.30 | 0.30   | --     |
| 2814            | 8.19 | 0.28 | 0.22 | 0.22 | 0.24 | 0.23 | 0.29 | 0.29 | 0.29 | 0.29 | 0.29 | 0.30 | 0.30   | -0.39% |
| 2815            | 8.19 | 0.28 | 0.22 | 0.22 | 0.24 | 0.23 | 0.29 | 0.29 | 0.29 | 0.29 | 0.29 | 0.30 | 0.30   | 0.27%  |
| 2018            | 8.19 | 0.28 | 0.22 | 0.22 | 0.24 | 0.23 | 0.29 | 0.29 | 0.29 | 0.29 | 0.29 | 0.30 | 0.30   | -0.52% |
| 2817            | 8.19 | 0.28 | 0.22 | 0.22 | 0.24 | 0.23 | 0.29 | 0.29 | 0.29 | 0.29 | 0.29 | 0.30 | 0.30   | 0.00%  |
| 2819            | 8.19 | 0.20 | 0.22 | 0.22 | 0.24 | 0.23 | 0.29 | 0.29 | 0.29 | 0.29 | 0.29 | 0.30 | 0.30   | 0.17%  |
| 2019            | 8.19 | 0.20 | 0.22 | 0.22 | 0.24 | 0.23 | 0.29 | 0.29 | 0.29 | 0.29 | 0.29 | 0.30 | 0.30   | 0.00%  |
| 2020            | 8.19 | 0.20 | 0.22 | 0.22 | 0.24 | 0.23 | 0.29 | 0.29 | 0.29 | 0.29 | 0.29 | 0.30 | 0.30   | 0.00%  |
| 2021            | 8.18 | 0.20 | 0.22 | 0.22 | 0.24 | 0.23 | 0.29 | 0.29 | 0.29 | 0.29 | 0.29 | 0.30 | 0.30   | -0.54% |
| 2022            | 0.18 | 0.20 | 0.22 | 0.22 | 0.24 | 0.23 | 0.29 | 0.29 | 0.29 | 0.29 | 0.29 | 0.30 | 0.30   | 8.00%  |
| 2023            | 0.18 | 0.20 | 0.22 | 0.22 | 0.24 | 0.23 | 0.29 | 0.29 | 0.29 | 0.29 | 0.29 | 0.30 | 0.30   | 8.00%  |
| 2024            | 0.18 | 0.20 | 0.22 | 0.22 | 0.24 | 0.23 | 0.29 | 0.29 | 0.29 | 0.29 | 0.29 | 0.30 | 0.30   | 8.00%  |
| 2025            | 0.18 | 0.20 | 0.22 | 0.22 | 0.24 | 0.23 | 0.29 | 0.29 | 0.29 | 0.29 | 0.29 | 0.30 | 0.30   | 8.00%  |
| 2828            | 0.19 | 0.20 | 0.22 | 0.22 | 0.24 | 0.23 | 0.29 | 0.29 | 0.29 | 0.29 | 0.29 | 0.30 | 0.30   | 8.00%  |
| 2829            | 0.19 | 0.20 | 0.22 | 0.22 | 0.24 | 0.23 | 0.29 | 0.29 | 0.29 | 0.29 | 0.29 | 0.30 | 0.30   | 8.00%  |
| 2027            | 0.19 | 0.20 | 0.22 | 0.22 | 0.24 | 0.23 | 0.29 | 0.29 | 0.29 | 0.29 | 0.29 | 0.30 | 0.30   | 8.00%  |
| 2826            | 0.19 | 0.19 | 0.22 | 0.22 | 0.24 | 0.23 | 0.29 | 0.29 | 0.29 | 0.29 | 0.29 | 0.30 | 0.30   | 8.00%  |
| 2829            | 0.19 | 0.20 | 0.22 | 0.22 | 0.24 | 0.23 | 0.29 | 0.29 | 0.29 | 0.29 | 0.29 | 0.30 | 0.30   | 8.00%  |
| 2030            | 0.19 | 0.20 | 0.22 | 0.22 | 0.24 | 0.23 | 0.29 | 0.29 | 0.29 | 0.29 | 0.29 | 0.30 | 0.30   | 8.00%  |
| 2031            | 0.19 | 0.20 | 0.22 | 0.22 | 0.24 | 0.23 | 0.29 | 0.29 | 0.29 | 0.29 | 0.29 | 0.30 | 0.30   | 8.00%  |
| 2832            | 0.19 | 0.19 | 0.22 | 0.22 | 0.24 | 0.23 | 0.29 | 0.29 | 0.29 | 0.29 | 0.29 | 0.30 | 0.30   | 8.00%  |
| 2833            | 0.19 | 0.20 | 0.22 | 0.22 | 0.24 | 0.23 | 0.29 | 0.29 | 0.29 | 0.29 | 0.29 | 0.30 | 0.30   | 8.00%  |

| 99 PORTOBELLO | ENE  | FEB  | MAR  | ABR  | MAY  | JUN  | JUL  | AGO  | SET  | OCT  | NOV  | DIC  | Máxima | TASA % |
|---------------|------|------|------|------|------|------|------|------|------|------|------|------|--------|--------|
| 2813          | 0.23 | 0.29 | 0.28 | 0.27 | 0.28 | 0.30 | 0.32 | 0.32 | 0.32 | 0.32 | 0.32 | 0.34 | 0.34   | --     |
| 2814          | 0.23 | 0.27 | 0.27 | 0.27 | 0.27 | 0.30 | 0.32 | 0.32 | 0.32 | 0.32 | 0.32 | 0.34 | 0.34   | -8.36% |
| 2815          | 0.23 | 0.27 | 0.27 | 0.27 | 0.27 | 0.30 | 0.32 | 0.32 | 0.32 | 0.32 | 0.32 | 0.34 | 0.34   | 0.27%  |
| 2816          | 0.23 | 0.27 | 0.27 | 0.27 | 0.27 | 0.30 | 0.32 | 0.32 | 0.32 | 0.32 | 0.32 | 0.34 | 0.34   | -8.52% |
| 2817          | 0.23 | 0.27 | 0.27 | 0.27 | 0.27 | 0.30 | 0.32 | 0.32 | 0.32 | 0.32 | 0.32 | 0.34 | 0.34   | 0.00%  |
| 2018          | 0.23 | 0.27 | 0.27 | 0.27 | 0.27 | 0.30 | 0.32 | 0.32 | 0.32 | 0.32 | 0.32 | 0.34 | 0.34   | 0.17%  |
| 2019          | 0.23 | 0.27 | 0.27 | 0.27 | 0.27 | 0.30 | 0.32 | 0.32 | 0.32 | 0.32 | 0.32 | 0.34 | 0.34   | 0.00%  |
| 2020          | 0.23 | 0.27 | 0.27 | 0.27 | 0.27 | 0.30 | 0.32 | 0.32 | 0.32 | 0.32 | 0.32 | 0.34 | 0.34   | 0.00%  |
| 2021          | 0.23 | 0.27 | 0.27 | 0.27 | 0.27 | 0.30 | 0.32 | 0.32 | 0.32 | 0.32 | 0.32 | 0.33 | 0.33   | -0.54% |
| 2022          | 0.23 | 0.27 | 0.27 | 0.27 | 0.27 | 0.30 | 0.32 | 0.32 | 0.32 | 0.32 | 0.32 | 0.33 | 0.33   | 0.00%  |
| 2023          | 0.23 | 0.27 | 0.27 | 0.27 | 0.27 | 0.30 | 0.32 | 0.32 | 0.32 | 0.32 | 0.32 | 0.33 | 0.33   | 0.00%  |
| 2024          | 0.23 | 0.27 | 0.27 | 0.27 | 0.27 | 0.30 | 0.32 | 0.32 | 0.32 | 0.32 | 0.32 | 0.33 | 0.33   | 8.00%  |
| 2025          | 0.23 | 0.27 | 0.27 | 0.27 | 0.27 | 0.30 | 0.32 | 0.32 | 0.32 | 0.32 | 0.32 | 0.33 | 0.33   | 8.00%  |
| 2026          | 0.23 | 0.27 | 0.27 | 0.27 | 0.27 | 0.30 | 0.32 | 0.32 | 0.32 | 0.32 | 0.32 | 0.33 | 0.33   | 8.00%  |
| 2027          | 0.23 | 0.27 | 0.27 | 0.27 | 0.27 | 0.30 | 0.32 | 0.32 | 0.32 | 0.32 | 0.32 | 0.33 | 0.33   | 8.00%  |
| 2028          | 0.23 | 0.27 | 0.27 | 0.27 | 0.27 | 0.30 | 0.32 | 0.32 | 0.32 | 0.32 | 0.32 | 0.33 | 0.33   | 8.00%  |
| 2029          | 0.23 | 0.27 | 0.27 | 0.27 | 0.27 | 0.30 | 0.32 | 0.32 | 0.32 | 0.32 | 0.32 | 0.33 | 0.33   | 8.00%  |
| 2831          | 0.23 | 0.27 | 0.27 | 0.27 | 0.27 | 0.30 | 0.32 | 0.32 | 0.32 | 0.32 | 0.32 | 0.33 | 0.33   | 8.00%  |
| 2832          | 0.23 | 0.27 | 0.27 | 0.27 | 0.27 | 0.30 | 0.32 | 0.32 | 0.32 | 0.32 | 0.32 | 0.33 | 0.33   | 8.00%  |
| 2033          | 0.23 | 0.27 | 0.27 | 0.27 | 0.27 | 0.30 | 0.32 | 0.32 | 0.32 | 0.32 | 0.32 | 0.33 | 0.33   | 8.00%  |

| 99 PLAZA CAROLINA | ENE  | FEB  | MAR  | ABR  | MAY  | JUN  | JUL  | AGO  | SET  | OCT  | NOV  | DIC  | Máxima | TASA % |
|-------------------|------|------|------|------|------|------|------|------|------|------|------|------|--------|--------|
| 2813              | 0.26 | 0.32 | 0.32 | 0.27 | 0.30 | 0.26 | 0.35 | 0.35 | 0.35 | 0.35 | 0.35 | 0.37 | 0.37   | --     |
| 2814              | 0.26 | 0.32 | 0.31 | 0.27 | 0.30 | 0.27 | 0.35 | 0.35 | 0.35 | 0.35 | 0.35 | 0.37 | 0.37   | -8.39% |
| 2815              | 0.26 | 0.32 | 0.31 | 0.27 | 0.30 | 0.27 | 0.35 | 0.35 | 0.35 | 0.35 | 0.35 | 0.37 | 0.37   | 0.27%  |
| 2816              | 0.26 | 0.32 | 0.31 | 0.27 | 0.30 | 0.27 | 0.35 | 0.35 | 0.35 | 0.35 | 0.35 | 0.37 | 0.37   | -0.52% |
| 2817              | 0.26 | 0.32 | 0.31 | 0.27 | 0.30 | 0.27 | 0.35 | 0.35 | 0.35 | 0.35 | 0.35 | 0.37 | 0.37   | 0.00%  |
| 2818              | 0.26 | 0.32 | 0.31 | 0.27 | 0.30 | 0.27 | 0.35 | 0.35 | 0.35 | 0.35 | 0.35 | 0.37 | 0.37   | 0.17%  |
| 2819              | 0.26 | 0.32 | 0.31 | 0.27 | 0.30 | 0.27 | 0.35 | 0.35 | 0.35 | 0.35 | 0.35 | 0.37 | 0.37   | 0.00%  |
| 2028              | 0.26 | 0.32 | 0.31 | 0.27 | 0.30 | 0.27 | 0.35 | 0.35 | 0.35 | 0.35 | 0.35 | 0.37 | 0.37   | 0.00%  |
| 2021              | 0.26 | 0.32 | 0.31 | 0.27 | 0.30 | 0.27 | 0.35 | 0.35 | 0.35 | 0.35 | 0.35 | 0.37 | 0.37   | -0.54% |
| 2022              | 0.26 | 0.32 | 0.31 | 0.27 | 0.30 | 0.27 | 0.35 | 0.35 | 0.35 | 0.35 | 0.35 | 0.37 | 0.37   | 0.00%  |
| 2023              | 0.26 | 0.32 | 0.31 | 0.27 | 0.30 | 0.27 | 0.35 | 0.35 | 0.35 | 0.35 | 0.35 | 0.37 | 0.37   | 0.00%  |
| 2024              | 0.26 | 0.32 | 0.31 | 0.27 | 0.30 | 0.27 | 0.35 | 0.35 | 0.35 | 0.35 | 0.35 | 0.37 | 0.37   | 0.00%  |
| 2025              | 0.29 | 0.32 | 0.31 | 0.27 | 0.30 | 0.27 | 0.35 | 0.35 | 0.35 | 0.35 | 0.35 | 0.37 | 0.37   | 0.00%  |
| 2026              | 0.26 | 0.32 | 0.31 | 0.27 | 0.30 | 0.27 | 0.35 | 0.35 | 0.35 | 0.35 | 0.35 | 0.37 | 0.37   | 0.00%  |
| 2027              | 0.26 | 0.32 | 0.31 | 0.27 | 0.30 | 0.27 | 0.35 | 0.35 | 0.35 | 0.35 | 0.35 | 0.37 | 0.37   | 0.00%  |
| 2028              | 0.28 | 0.32 | 0.31 | 0.27 | 0.30 | 0.27 | 0.35 | 0.35 | 0.35 | 0.35 | 0.35 | 0.37 | 0.37   | 8.00%  |
| 2029              | 0.28 | 0.32 | 0.31 | 0.27 | 0.30 | 0.27 | 0.35 | 0.35 | 0.35 | 0.35 | 0.35 | 0.37 | 0.37   | 8.00%  |
| 2030              | 0.28 | 0.32 | 0.31 | 0.27 | 0.30 | 0.27 | 0.35 | 0.35 | 0.35 | 0.35 | 0.35 | 0.37 | 0.37   | 8.00%  |
| 2031              | 0.28 | 0.32 | 0.31 | 0.27 | 0.30 | 0.27 | 0.35 | 0.35 | 0.35 | 0.35 | 0.35 | 0.37 | 0.37   | 8.00%  |
| 2032              | 0.28 | 0.32 | 0.31 | 0.27 | 0.30 | 0.27 | 0.35 | 0.35 | 0.35 | 0.35 | 0.35 | 0.37 | 0.37   | 8.00%  |
| 2033              | 0.26 | 0.32 | 0.31 | 0.27 | 0.30 | 0.27 | 0.35 | 0.35 | 0.35 | 0.35 | 0.35 | 0.37 | 0.37   | 8.00%  |

| 99 COLON 20 |
|-------------|
|-------------|



## **Conclusiones**

Tal como lo establecen las **Reglas Comerciales del Mercado Mayorista de Electricidad en Panamá**, el Centro Nacional de Despacho tiene la responsabilidad de confeccionar el Informe Indicativo de Demandas.

La información contenida en esta adenda se incorpora a la presentada en el Informe Indicativo de Demandas 2013-2033, aprobado por la Autoridad Nacional de los Servicios Públicos mediante resolución AN No. 5712-Elec del 8 de noviembre de 2012. Esta revisión modifica las tablas 1 y 44, y las tablas 45, 47 y 49 del Informe Indicativo de Demandas 2013-2033, además se agrega la tabla 50.

Esta adenda se realizó, en cumplimiento de las Reglas Comerciales, en sus numerales 5.2.1.6, 5.2.1.7 y 5.2.1.9.

# **ANEXO A**

ETE-DCND-GOP-820-2012  
23 de octubre de 2012

Ingeniero  
**Jose Antonio Hurtado**  
Country Manager  
Empresa de Distribución Eléctrica Metro Oeste, S. A.  
E. S. D.

Referencia: Modificación al Informe Indicativo de Demanda 2012-2032 y el Informe Indicativo de Demanda 2013-2033.

Respetado ingeniero Hurtado:

En atención a la nota No. 1065-ADM/S.G.-12 del 8 de octubre de 2012, remitida por la Contraloría General de la República, donde nos manifiesta su intención de convertir esta dependencia estatal en Gran Cliente participante del Mercado Eléctrico, tenemos a bien solicitarle lo siguiente:

1. Se nos suministre los datos de consumo de energía de EDEMET, segregando la información correspondiente a la Contraloría General de la República, esto es, restar de las proyecciones entregadas y utilizadas para el Informe Indicativo de Demandas 2012-2032, así como las correspondientes para el Informe Indicativo de Demandas 2013-2033, la porción de consumo que representaba la carga de este Gran Cliente.
2. Igualmente, de presentar cambios, suministrar el posible nuevo factor de carga de su área de concesión con la salida de este Grande Cliente.

Esta información es requerida lo antes posible a fin de emitir la adenda correspondiente al Informe Indicativo de Demanda vigente 2012 - 2032, considerando el nuevo Gran Cliente; así como la revisión del Informe Indicativo de Demanda 2013 - 2033.

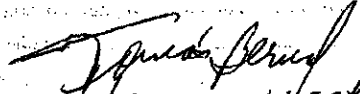
Cabe señalar que la información suministrada solo será utilizada para los efectos de descontar de las proyecciones de EDEMET lo que en aquel momento representó el Gran Cliente. Para las proyecciones de la Contraloría General de la República se utilizarán los datos suministrados por ellos.

Le agradecemos remitirnos la información indicada a más tardar cinco (5) días hábiles luego de recibida esta nota.

Atentamente,

  
Haroldo Araúz A.  
Director del Centro Nacional de Despacho

J.V.P.  
23/10/12

  
23/10/12 2:55 P.M.

**José Antonio Hurtado de Mendoza**  
Country Manager



Ingeniero  
Harmodio Araúz  
Director  
Centro Nacional de Despacho  
Empresa de Transmisión Eléctrica, S.A.  
Dirección

CM-151-12  
06 de noviembre de 2012

Estimado Ingeniera Araúz:

En atención a su nota ETE-DCND-GOP-820-2012, tenemos a bien suministrarles una nueva proyección de datos de consumo de energía de EDEMET a ser utilizadas para el Informe Indicativo de Demanda 2013-2033 descontando la porción de consumo que representa la carga del Gran Cliente Contraloría General de la República.

Sin otro particular, reciba nuestro cordial saludo.


Atentamente,

A handwritten signature in black ink, appearing to read "JA", written over a horizontal line.

José Antonio Hurtado De Mendoza

Adj. Lo indicado.

c. Licda. Zelmar Rodríguez – Administradora General, Autoridad Nacional de los Servicios Públicos.



EDEMET-EDECHI  
Albrook, Edificio 812  
Ave. Diógenes De La Rosa  
Apdo. 0843-01072, Panamá  
Tel.: +507 315 7704  
Fax: +507 315 7696  
jahurtado@ufpanama.com  
www.gasnaturaifenosa.com.pa

**AES-GME-225-12**

8 de noviembre de 2012

Ingeniero

**Harmodio Araúz**

Director

Centro Nacional de Despacho

E. S. D.


Plaza Banco General,  
Piso 25  
Calle 50 y Avenida Aquilino  
De La Guardia  
Apartado Postal 0816-01990  
Panamá, República de Panamá  
tel 507 206 2600  
fax 507 206 2612

Estimado Ing. Araúz:

Por este medio, hacemos entrega de la proyección de Demanda para el periodo 2012 - 2033, de nuestro nuevo Gran Cliente La Contraloría General de la República, próximo a entrar al Sistema Interconectado Nacional.

Sin otro en particular, de Usted.

Atentamente,



**Jorge Azcárraga**  
Director Comercial

Adj. 1. Proyección de Demanda 2012 – 2033 del Gran Cliente La Contraloría General de la República

c.c. Ing. Jessica Pinzon – Especialista Comercial, AESP/AESC



